




Data Insights: Global PMI



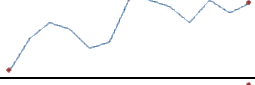
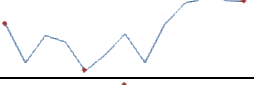
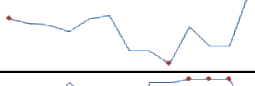
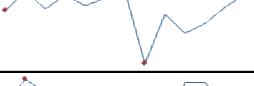

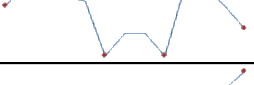


Tuesday, August 5, 2014

Worldwide aggregate data: at a glance

Manu	Jul	Prev	13-month history	Serv	Jul	Prev	13-month history	Comp	Jul	Prev	13-month history
Index	55.5	55.4		Index	56.0	55.8		Index	52.5	52.6	

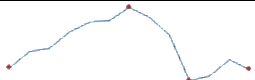
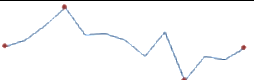
Source: JPMorgan, TrendMacro calculations

US data: at a glance

Manufacturing	Jul	Prev	13-month history	Services	Jul	Prev	13-month history
Index	57.1	55.3		Index	58.7	56.0	
Prices paid	59.5	58.0		Prices paid	60.9	61.2	
Employment	58.2	52.8		Employment	56.0	54.4	
Inventories	48.5	53.0		Inventories	51.0	53.5	
Orders	63.4	58.9		Orders	64.9	61.2	

Source: Institute of Supply Management, TrendMacro calculations

Japan data: at a glance

Manufacturing	Jul	Prev	13-month history	Services	Jul	Prev	13-month history
Index	50.5	51.5		Index	50.4	49.0	

Source: Markit/Nomura, TrendMacro calculations

For more information contact us:

Donald Luskin: 312 273 6766 don@trendmacro.com
 Thomas Demas: 704 552 3625 tdemas@trendmacro.com

Europe data: at a glance

Manufacturing	Last	Prev	13-month history	Services	Last	Prev	13-month history
Eurozone Jul	51.8	51.8		Eurozone Jul	54.2	52.8	
UK Jul	55.4	57.2		UK Jul	59.1	57.7	
Germany Jul	52.4	52.0		Germany Jul	56.7	54.6	
France Jul	47.8	48.2		France Jul	50.4	48.2	
Italy Jul	51.9	52.6		Italy Jul	52.8	53.9	
Spain Jul	53.9	54.6		Spain Jul	56.2	54.8	
Ireland Jul	55.4	55.3		Ireland Jun	62.6	61.7	
Netherlands Jul	53.5	52.3					
Austria Jul	50.9	50.4					
Greece Jul	48.7	49.4					
Czech Rep Jul	56.5	54.7					




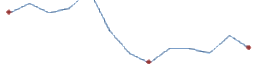

Source: Markit, Various TrendMacro calculations

Eastern Europe data: at a glance

Manufacturing	Last	Prev	13-mo history	Services	Last	Prev	13-mo history
Russia Jul	51.0	49.1		Russia Jul	49.7	49.8	
Poland Jul	49.4	48.5					
Turkey Jul	50.3	48.8					




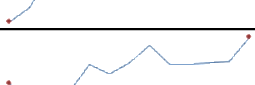
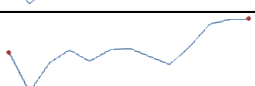
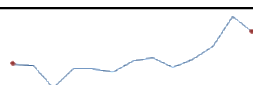

Source: Markit, TrendMacro calculations

China data: at a glance

Manufacturing	Jul 14	Prev	13-month history	Services	Jul 14	Prev	13-month history
China	51.7	51.0		China	54.2	55.0	
Prices paid	50.5	50.1					
Employment	48.3	48.6					
Orders	53.6	52.8					

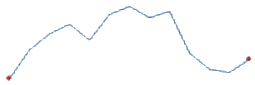
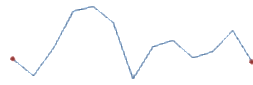


Source: China Federation of Logistics and Purchasing, TrendMacro calculations

Asia data: at a glance

Manufacturing	Last	Prev	13-mo history	Services	Last	Prev	13-mo history
Hong Kong Jul	50.4	50.1					
Taiwan Jul	55.8	54.0					
S. Korea Jul	49.3	48.4					
Vietnam Jul	51.7	52.3					
India Jul	53	51.5		India Jul	52.2	54.4	
Indonesia Jul	52.7	52.7					

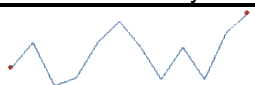
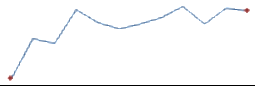
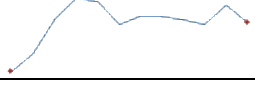

Source: Markit, TrendMacro calculations

Americas data: at a glance

Manufacturing	Last	Prev	13-mo history	Services	Last	Prev	13-mo history
Brazil Jul	49.1	48.7		Brazil Jul	50.2	51.4	
Mexico Jul	51.5	51.8					
Canada Jul	54.3	53.5					

Source: Markit, TrendMacro calculations

Middle East/Africa data: at a glance

Manufacturing	Last	Prev	13-mo history
Saudi Arabia Jul	60.1	59.2	
UA Emirates Jul	58.0	58.2	
Egypt Jul	49.0	51.5	
S. Africa Jul	46.4	49.5	

Source: Markit, TrendMacro calculatio