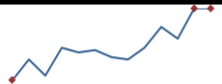
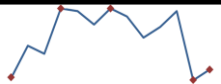
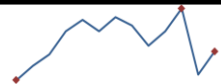


Data Insights: Global PMI



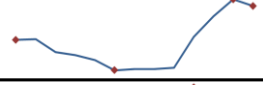
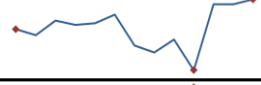
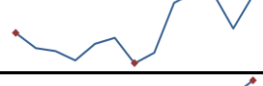
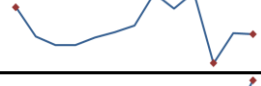
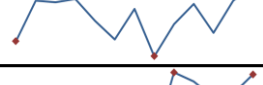
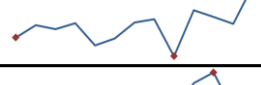


Wednesday, June 3, 2026

Worldwide aggregate data: at a glance *Indices not updated at time of publication are highlighted*

Manu	May	Prev	13-month history	Serv	Apr	Prev	13-month history	Comp	Apr	Prev	13-month history
Index	52.6	52.6		Index	51.2	50.8		Index	51.8	51.0	



Source: JPMorgan, TrendMacro calculations

US data: at a glance

Manufacturing	May	Prev	13-month history	Services	May	Prev	13-month history
Index	54.0	52.7		Index	54.5	53.6	
Prices paid	82.1	84.6		Prices paid	71.3	70.7	
Employment	48.6	46.4		Employment	47.9	48.0	
Inventories	49.9	49.0		Inventories	62.5	53.1	
Orders	56.8	54.1		Orders	57.3	53.5	

Source: Institute of Supply Management, TrendMacro calculations

Japan data: at a glance

Manufacturing	May	Prev	13-month history	Services	May	Prev	13-month history
Index	54.5	55.1		Index	50.0	51.0	

Source: Markit/Nomura, TrendMacro calculations

For more information contact us:

Donald Luskin: 214 550 2020 don@trendmacro.com
 Thomas Demas: 704 552 3625 tdemas@trendmacro.com

Europe data: at a glance

Manufacturing	Last	Prev	13-month history	Services	Last	Prev	13-month history
Eurozone May	51.6	52.2		Eurozone May	47.7	47.6	
UK May	53.9	53.7		UK May	49.3	52.7	
Germany May	50.1	51.4		Germany May	48.1	46.9	
France May	49.7	52.8		France May	44.3	46.5	
Italy May	52.9	52.1		Italy May	49.4	49.8	
Spain May	51.2	51.7		Spain May	50.1	47.9	
Ireland May	55.9	54.9		Ireland Apr	49.7	50.7	
Sweden May	57.3	57.0		Sweden May	53.9	52.6	
Netherlands May	55.9	54.4					
Austria May	51.7	51.2					
Greece May	53.3	52.4					
Czech Rep May	52.2	52.9					





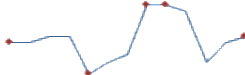


Source: Markit, Various TrendMacro calculations

Eastern Europe data: at a glance

Manufacturing	Last	Prev	13-mo history	Services	Last	Prev	13-mo history
Russia May	48.8	48.1		Russia May	48.7	49.7	
Poland May	49.4	49.8					
Turkey May	48.8	45.7					

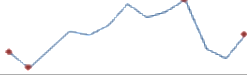









Source: Markit, TrendMacro calculations

China data: at a glance

Manufacturing	May	Prev	13-month history	Services	May	Prev	13-month history
China	50.0	50.3		China	50.1	49.4	
Prices paid	60.5	63.7					
Employment	48.6	48.8		Employment	45.6	45.5	
Orders	49.9	50.6		Orders	45.0	44.3	

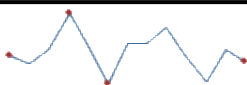

Source: China Federation of Logistics and Purchasing, TrendMacro calculations

Asia data: at a glance

Manufacturing	Last	Prev	13-mo history	Services	Last	Prev	13-mo history
Hong Kong May	50.4	48.6					
Taiwan May	56.1	55.3					
S. Korea May	54.8	53.6					
Vietnam May	52.8	50.5					
India May	55	54.7		India May	59.8	58.8	
Indonesia May	50	49.1					
Malaysia May	49.9	51.6					
Thailand May	52.6	52.7					
Phillipines May	50.8	48.3					

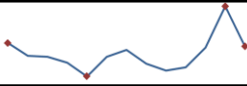
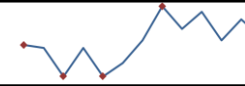
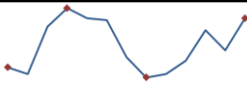
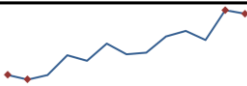
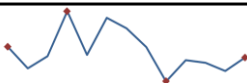
Source: Markit, Nikkei, TrendMacro calculations

Australia data: at a glance

Manufacturing	May	Prev	13-month history	Services	May	Prev	13-month history
Index	50.7	51.3		Index	48.7	50.7	

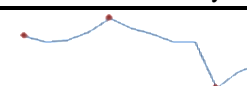
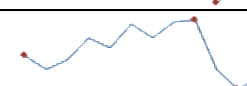
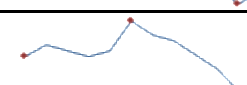

Source: Commonwealth Bank, TrendMacro calculations

Americas data: at a glance

Manufacturing	Last	Prev	13-mo history	Services	Last	Prev	13-mo history
Brazil May	49.1	52.6		Brazil May	50.4	52.3	
Mexico May	49.6	47.7					
Canada May	52.9	53.3					
Colombia May	51.8	50.8					

Source: Markit, TrendMacro calculations

Middle East/Africa data: at a glance

Manufacturing	Last	Prev	13-mo history
Saudi Arabia May	52.8	51.5	
UA Emirates May	52.6	52.1	
Egypt May	47.1	46.6	
S. Africa May	49.6	51.6	

Source: Markit, TrendMacro calculations