
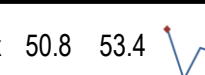



## Data Insights: Global PMI





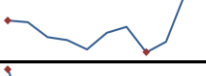
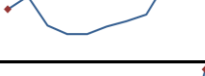




Tuesday, May 5, 2026

### Worldwide aggregate data: at a glance *Indices not updated at time of publication are highlighted*

<b>Manu</b>	Apr	Prev	13-month history	<b>Serv</b>	Mar	Prev	13-month history	<b>Comp</b>	Mar	Prev	13-month history
Index	52.6	51.3		Index	50.8	53.4		Index	51.0	53.3	



Source: JPMorgan, TrendMacro calculations

### US data: at a glance

<b>Manufacturing</b>	Apr	Prev	13-month history	<b>Services</b>	Apr	Prev	13-month history
Index	52.7	52.7		Index	53.6	54.0	
Prices paid	84.6	78.3		Prices paid	70.7	70.7	
Employment	46.4	48.7		Employment	48.0	45.2	
Inventories	49.0	47.1		Inventories	53.1	54.8	
Orders	54.1	53.5		Orders	53.5	60.6	

Source: Institute of Supply Management, TrendMacro calculations

### Japan data: at a glance

<b>Manufacturing</b>	Apr	Prev	13-month history	<b>Services</b>	Apr	Prev	13-month history
Index	55.1	51.6		Index	51.2	53.4	

Source: Markit/Nomura, TrendMacro calculations

#### For more information contact us:

Donald Luskin: 214 550 2020 [don@trendmacro.com](mailto:don@trendmacro.com)  
 Thomas Demas: 704 552 3625 [tdemas@trendmacro.com](mailto:tdemas@trendmacro.com)

## Europe data: at a glance

<b>Manufacturing</b>	Last	Prev	13-month history	<b>Services</b>	Last	Prev	13-month history
Eurozone Apr	52.2	51.6		Eurozone Apr	47.4	50.2	
UK Apr	53.7	51.0		UK Apr	52.0	50.5	
Germany Apr	51.4	52.2		Germany Apr	46.9	50.9	
France Apr	52.8	50.0		France Apr	46.5	48.8	
Italy Apr	52.1	51.3		Italy Mar	48.8	52.3	
Spain Apr	51.7	48.7		Spain Mar	53.3	51.9	
Ireland Apr	54.9	53.7		Ireland Mar	50.7	51.8	
Sweden Apr	57.2	56.2		Sweden Mar	55.7	48.7	
Netherlands Apr	54.4	52.0					
Austria Apr	51.2	52.4					
Greece Apr	52.4	54.5					
Czech Rep Apr	52.9	52.8					

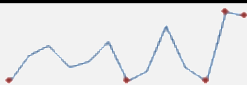


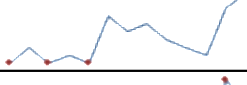
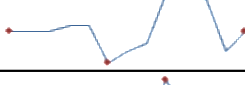


Source: Markit, Various TrendMacro calculations

## Eastern Europe data: at a glance

<b>Manufacturing</b>	Last	Prev	13-mo history	<b>Services</b>	Last	Prev	13-mo history
Russia Apr	48.1	48.3		Russia Mar	49.5	51.3	
Poland Apr	48.8	45.7					
Turkey Apr	48.7	47.9					

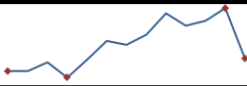
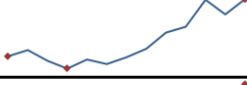

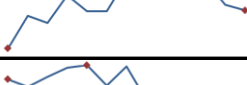



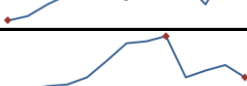

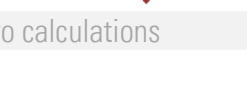
Source: Markit, TrendMacro calculations

## China data: at a glance

<b>Manufacturing</b>	Apr	Prev	13-month history	<b>Services</b>	Apr	Prev	13-month history
China	50.3	50.4		China	49.4	50.1	
Prices paid	63.7	63.9					
Employment	48.8	48.6		Employment	45.5	45.2	
Orders	50.6	51.6		Orders	44.3	45.0	

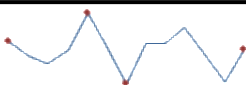
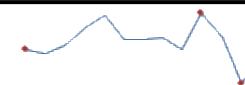
Source: China Federation of Logistics and Purchasing, TrendMacro calculations

## Asia data: at a glance

<b>Manufacturing</b>	Last	Prev	13-mo history	<b>Services</b>	Last	Prev	13-mo history
Hong Kong Mar	49.3	53.3					
Taiwan Apr	55.3	53.3					
S. Korea Apr	53.6	52.6					
Vietnam Apr	50.5	51.2					
India Apr	54.7	53.9		India Apr	57.9	57.5	
Indonesia Apr	49.1	50.1					
Malaysia Apr	51.6	50.7					
Thailand Apr	52.7	54.1					
Phillipines Apr	48.3	51.3					

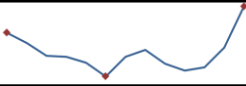
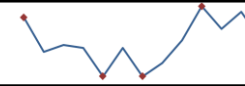
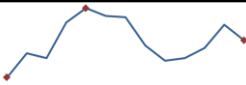

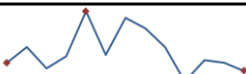
Source: Markit, Nikkei, TrendMacro calculations

## Australia data: at a glance

<b>Manufacturing</b>				<b>Services</b>			
	Apr	Prev	13-month history		Apr	Prev	13-month history
Index	51.3	49.8		Index	50.7	46.3	

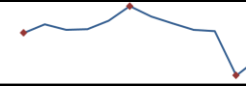
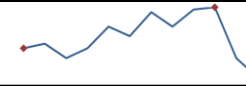
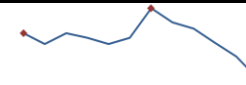

Source: Commonwealth Bank, TrendMacro calculations

## Americas data: at a glance

<b>Manufacturing</b>				<b>Services</b>			
	Last	Prev	13-mo history		Last	Prev	13-mo history
Brazil Apr	52.6	49.0		Brazil Mar	50.1	53.1	
Mexico Apr	47.7	48.9					
Canada Apr	53.3	50.0					
Colombia Apr	50.8	51.4					

Source: Markit, TrendMacro calculations

## Middle East/Africa data: at a glance

<b>Manufacturing</b>			
	Last	Prev	13-mo history
Saudi Arabia Apr	51.5	48.8	
UA Emirates Apr	52.1	52.9	
Egypt Apr	46.6	48.0	
S. Africa Mar	50.8	50.0	

Source: Markit, TrendMacro calculations