
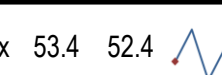



Data Insights: Global PMI



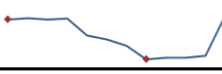

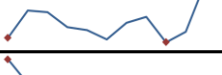
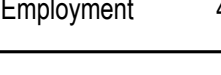
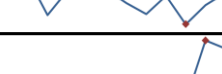


Monday, April 6, 2026

Worldwide aggregate data: at a glance *Indices not updated at time of publication are highlighted*

Manu	Mar	Prev	13-month history	Serv	Feb	Prev	13-month history	Comp	Feb	Prev	13-month history
Index	51.3	51.8		Index	53.4	52.4		Index	53.3	52.6	



Source: JPMorgan, TrendMacro calculations

US data: at a glance

Manufacturing	Mar	Prev	13-month history	Services	Mar	Prev	13-month history
Index	52.7	52.4		Index	54.0	56.1	
Prices paid	78.3	70.5		Prices paid	70.7	63.0	
Employment	48.7	48.8		Employment	45.2	51.8	
Inventories	47.1	48.8		Inventories	54.8	56.4	
Orders	53.5	55.8		Orders	60.6	58.6	

Source: Institute of Supply Management, TrendMacro calculations

Japan data: at a glance

Manufacturing	Mar	Prev	13-month history	Services	Mar	Prev	13-month history
Index	51.6	53.0		Index	53.4	53.8	

Source: Markit/Nomura, TrendMacro calculations

For more information contact us:

Donald Luskin: 214 550 2020 don@trendmacro.com
 Thomas Demas: 704 552 3625 tdemas@trendmacro.com

Europe data: at a glance

Manufacturing	Last	Prev	13-month history	Services	Last	Prev	13-month history
Eurozone Mar	51.6	50.8		Eurozone Mar	50.1	51.9	
UK Mar	51.0	51.7		UK Mar	51.2	53.9	
Germany Mar	52.2	50.9		Germany Mar	51.2	53.5	
France Mar	50.0	50.1		France Mar	48.3	49.6	
Italy Mar	51.3	50.6		Italy Feb	52.3	52.9	
Spain Mar	48.7	50.0		Spain Feb	51.9	53.5	
Ireland Mar	53.7	53.1		Ireland Feb	51.8	54.5	
Sweden Mar	56.3	56.0		Sweden Feb	48.3	53.8	
Netherlands Mar	52.0	50.8					
Austria Mar	52.4	49.4					
Greece Mar	54.5	54.4					
Czech Rep Mar	52.8	50.0					




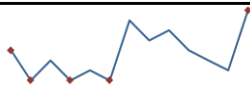
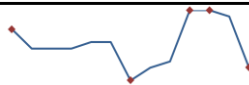
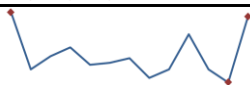
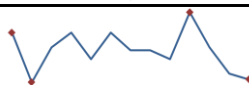
Source: Markit, Various TrendMacro calculations

Eastern Europe data: at a glance

Manufacturing	Last	Prev	13-mo history	Services	Last	Prev	13-mo history
Russia Mar	48.3	49.5		Russia Mar	49.5	51.3	
Poland Mar	48.7	47.9					
Turkey Mar	47.1	49.3					

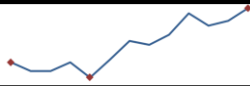
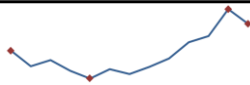

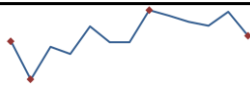
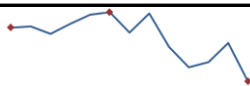
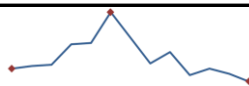
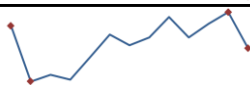
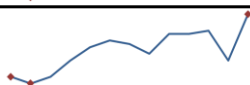
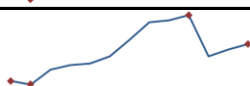

Source: Markit, TrendMacro calculations

China data: at a glance

Manufacturing	Mar	Prev	13-month history	Services	Mar	Prev	13-month history
China	50.4	49.0		China	50.1	49.5	
Prices paid	63.9	54.8					
Employment	48.6	48.0		Employment	45.2	46.0	
Orders	51.6	48.6		Orders	45.0	45.2	

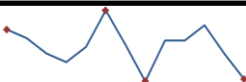
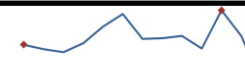
Source: China Federation of Logistics and Purchasing, TrendMacro calculations

Asia data: at a glance

Manufacturing	Last	Prev	13-mo history	Services	Last	Prev	13-mo history
Hong Kong Feb	53.3	52.3					
Taiwan Mar	53.3	55.2					
S. Korea Mar	52.6	51.1					
Vietnam Mar	51.2	54.3					
India Mar	53.9	56.9		India Mar	57.5	58.1	
Indonesia Mar	50.1	53.8					
Malaysia Mar	50.7	49.3					
Thailand Mar	54.1	53.5					
Phillipines Mar	51.3	54.6					



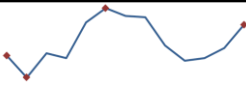
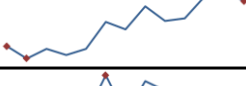

Source: Markit, Nikkei, TrendMacro calculations

Australia data: at a glance

Manufacturing	Mar	Prev	13-month history	Services	Mar	Prev	13-month history
Index	49.8	51.0		Index	46.6	52.8	

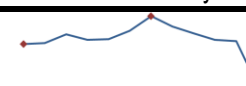
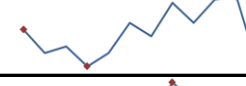
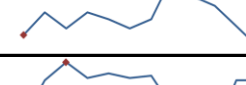

Source: Commonwealth Bank, TrendMacro calculations

Americas data: at a glance

Manufacturing	Last	Prev	13-mo history	Services	Last	Prev	13-mo history
Brazil Mar	49.0	47.3		Brazil Mar	50.1	53.1	
Mexico Mar	48.9	47.1					
Canada Mar	50.0	51.0					
Colombia Mar	51.4	51.6					

Source: Markit, TrendMacro calculations

Middle East/Africa data: at a glance

Manufacturing	Last	Prev	13-mo history
Saudi Arabia Mar	48.8	56.1	
UA Emirates Mar	52.9	55.0	
Egypt Mar	48.0	48.9	
S. Africa Feb	50.0	50.0	

Source: Markit, TrendMacro calculations