




## Data Insights: Global PMI





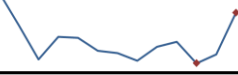
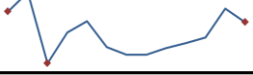
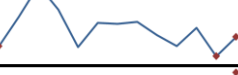
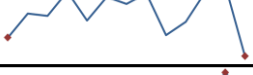


Wednesday, February 4, 2026

### Worldwide aggregate data: at a glance *Indices not updated at time of publication are highlighted*

<b>Manu</b>	Jan	Prev	13-month history	<b>Serv</b>	Dec	Prev	13-month history	<b>Comp</b>	Dec	Prev	13-month history
Index	50.9	50.4		Index	52.4	53.2		Index	52.0	52.7	



Source: JPMorgan, TrendMacro calculations

### US data: at a glance

<b>Manufacturing</b>	Jan	Prev	13-month history	<b>Services</b>	Jan	Prev	13-month history
Index	52.6	47.9		Index	53.8	53.8	
Prices paid	59.0	58.5		Prices paid	66.6	65.1	
Employment	48.1	44.8		Employment	50.3	51.7	
Inventories	47.6	45.7		Inventories	45.1	54.2	
Orders	57.1	47.4		Orders	53.1	56.5	

Source: Institute of Supply Management, TrendMacro calculations

### Japan data: at a glance

<b>Manufacturing</b>	Jan	Prev	13-month history	<b>Services</b>	Jan	Prev	13-month history
Index	51.5	50.0		Index	53.7	51.6	

Source: Markit/Nomura, TrendMacro calculations

### For more information contact us:

Donald Luskin: 214 550 2020 [don@trendmacro.com](mailto:don@trendmacro.com)  
Thomas Demas: 704 552 3625 [tdemas@trendmacro.com](mailto:tdemas@trendmacro.com)

## Europe data: at a glance

<b>Manufacturing</b>	Last	Prev	13-month history	<b>Services</b>	Last	Prev	13-month history
Eurozone Jan	49.5	48.8		Eurozone Jan	51.6	52.4	
UK Jan	51.8	50.6		UK Jan	54.0	51.4	
Germany Jan	49.1	47.0		Germany Jan	52.4	52.7	
France Jan	51.2	50.7		France Jan	48.4	50.1	
Italy Jan	48.1	47.9		Italy Jan	52.9	51.5	
Spain Jan	49.2	49.6		Spain Jan	53.5	57.1	
Ireland Jan	52.2	52.2		Ireland Dec	54.8	58.5	
Sweden Jan	56.0	55.4		Sweden Jan	54.3	56.3	
Netherlands Jan	50.1	51.1					
Austria Jan	47.2	49.3					
Greece Jan	54.2	52.9					
Czech Rep Jan	49.8	50.4					

Source: Markit, Various TrendMacro calculations

## Eastern Europe data: at a glance

<b>Manufacturing</b>	Last	Prev	13-mo history	<b>Services</b>	Last	Prev	13-mo history
Russia Jan	49.4	48.1		Russia Jan	53.1	52.3	
Poland Jan	48.8	48.1					
Turkey Jan	48.5	48.9					

Source: Markit, TrendMacro calculations

## China data: at a glance

<b>Manufacturing</b>	Jan	Prev	13-month history	<b>Services</b>	Jan	Prev	13-month history
China	49.3	50.1		China	49.4	50.2	
Prices paid	56.1	53.1					
Employment	48.1	48.2		Employment	46.1	46.1	
Orders	49.2	50.8		Orders	46.1	47.3	

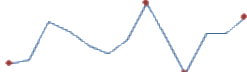
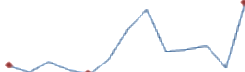
Source: China Federation of Logistics and Purchasing, TrendMacro calculations

## Asia data: at a glance

<b>Manufacturing</b>	Last	Prev	13-mo history	<b>Services</b>	Last	Prev	13-mo history
Hong Kong Jan	52.3	51.9					
Taiwan Jan	51.7	50.9					
S. Korea Jan	51.2	50.1					
Vietnam Jan	52.5	53					
India Jan	55.4	55		India Jan	58.5	58	
Indonesia Jan	52.6	51.2					
Malaysia Jan	50.2	50.1					
Thailand Jan	52.7	57.4					
Phillipines Jan	52.9	50.2					

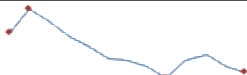



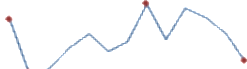
Source: Markit, Nikkei, TrendMacro calculations

## Australia data: at a glance

<b>Manufacturing</b>	Jan	Prev	13-month history	<b>Services</b>	Jan	Prev	13-month history
Index	52.3	51.6		Index	56.3	51.1	




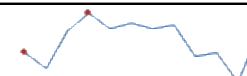
Source: Commonwealth Bank, TrendMacro calculations

## Americas data: at a glance

<b>Manufacturing</b>	Last	Prev	13-mo history	<b>Services</b>	Last	Prev	13-mo history
Brazil Jan	47.0	47.6		Brazil Jan	51.3	53.7	
Mexico Jan	46.3	46.1					
Canada Jan	50.4	48.6					
Colombia Jan	50	52.6					

Source: Markit, TrendMacro calculations

## Middle East/Africa data: at a glance

<b>Manufacturing</b>	Last	Prev	13-mo history
Saudi Arabia Jan	56.3	57.4	
UAE Emirates Jan	54.9	54.2	
Egypt Jan	49.8	50.2	
S. Africa Jan	50.0	47.7	

Source: Markit, TrendMacro calculations