


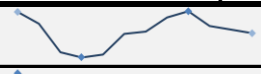















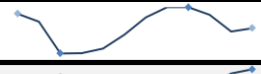



































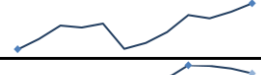



















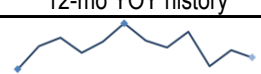


Data Insights: Unconventional Consumer Price Indices

Tuesday, January 13, 2026

Today's unconventional CPI data: what you need to know

	12-mo YOY	3-mo ann	1-mo ann	12 / 3 / 1-mo			12-mo YOY history
<i>All items</i>	+2.68%	+2.07%	+3.75%				
<i>Core</i>	+2.64%	+1.60%	+2.91%				
<i>All items NSA</i>	+2.68%	-0.92%	-0.25%				
<i>Core NSA</i>	+2.64%	-0.36%	+0.29%				
<i>PCE deflator Sep</i>	+2.79%	+2.82%	+3.24%				
<i>Core PCE deflator Sep</i>	+2.83%	+2.67%	+2.37%				
<i>PCE market based Sep</i>	+2.55%	+2.40%	+3.71%				
<i>Core PCE mkt based Sep</i>	+2.56%	+2.15%	+2.65%				
Median PCE Sep	+0.80%	+0.81%	+0.82%				
Trimmed mean PCE Sep	+1.37%	+1.23%	+1.13%				
Median CPI	+3.08%	+1.83%	+3.36%				
Trimmed mean CPI	+2.95%	+2.28%	+3.73%				
Sticky CPI	+3.08%	+1.93%	+3.64%				
<i>Sticky core CPI</i>	+3.01%	+1.71%	+3.27%				
Flexible CPI	+1.57%	+2.38%	+4.60%				
<i>Flexible core CPI</i>	+0.65%	+0.85%	+2.14%				
Truflation daily update	+1.87%	-1.38%	-0.35%				
	YOY change	3-mo	1-mo	12 / 3 / 1-mo			12-mo YOY history
ISM Manu prices paid	+6	-3	Unch				
ISM Services prices paid	-0	-5	-1				

Source: BLS, BEA, ISM, Cleveland Fed, Atlanta Fed, New York Fed, Dallas Fed, Truflation, Adobe, TrendMacro calculations