

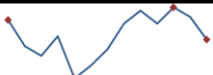


Data Insights: Global PMI



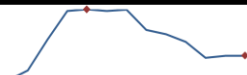




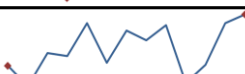


Wednesday, January 7, 2026

Worldwide aggregate data: at a glance *Indices not updated at time of publication are highlighted*

Manu	Dec	Prev	13-month history	Serv	Dec	Prev	13-month history	Comp	Dec	Prev	13-month history
Index	50.4	50.5		Index	52.4	53.2		Index	52.0	52.7	

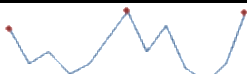

Source: JPMorgan, TrendMacro calculations

US data: at a glance

Manufacturing	Dec	Prev	13-month history	Services	Dec	Prev	13-month history
Index	47.9	48.2		Index	54.4	52.6	
Prices paid	58.5	58.5		Prices paid	64.3	64.3	
Employment	44.9	44.0		Employment	52.0	48.9	
Inventories	45.2	48.9		Inventories	54.2	53.4	
Orders	47.7	47.4		Orders	57.9	57.9	

Source: Institute of Supply Management, TrendMacro calculations

Japan data: at a glance

Manufacturing	Dec	Prev	13-month history	Services	Dec	Prev	13-month history
Index	50.0	48.7		Index	52.5	53.2	

Source: Markit/Nomura, TrendMacro calculations

For more information contact us:

Donald Luskin: 214 550 2020 don@trendmacro.com
Thomas Demas: 704 552 3625 tdemas@trendmacro.com

Europe data: at a glance

Manufacturing	Last	Prev	13-month history	Services	Last	Prev	13-month history
Eurozone Dec	48.8	49.6		Eurozone Dec	52.4	53.6	
UK Dec	50.6	50.2		UK Dec	51.4	51.3	
Germany Dec	47.0	48.2		Germany Dec	52.7	53.1	
France Dec	50.7	47.8		France Dec	50.1	51.4	
Italy Dec	47.9	50.6		Italy Dec	51.5	55.0	
Spain Dec	49.6	51.5		Spain Dec	57.1	55.6	
Ireland Dec	52.2	52.8		Ireland Dec	54.8	58.5	
Sweden Dec	55.3	54.7		Sweden Dec	56.7	59.2	
Netherlands Dec	51.1	51.8					
Austria Dec	49.3	50.4					
Greece Dec	52.9	52.7					
Czech Rep Dec	50.4	48.0					



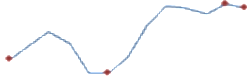
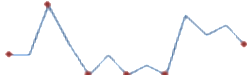



Source: Markit, Various TrendMacro calculations

Eastern Europe data: at a glance

Manufacturing	Last	Prev	13-mo history	Services	Last	Prev	13-mo history
Russia Dec	48.1	48.3		Russia Dec	52.3	52.2	
Poland Dec	48.5	48.9					
Turkey Dec	49.1	48.0					


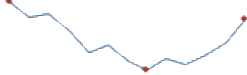

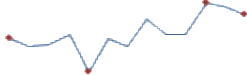
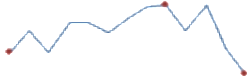


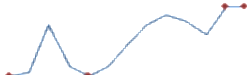


Source: Markit, TrendMacro calculations

China data: at a glance

Manufacturing	Dec	Prev	13-month history	Services	Dec	Prev	13-month history
China	50.1	49.2		China	50.2	49.5	
Prices paid	53.1	53.6					
Employment	48.2	48.4		Employment	46.1	45.3	
Orders	50.8	49.2		Orders	47.3	45.7	


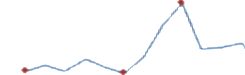
Source: China Federation of Logistics and Purchasing, TrendMacro calculations

Asia data: at a glance

Manufacturing	Last	Prev	13-mo history	Services	Last	Prev	13-mo history
Hong Kong Dec	51.9	52.9					
Taiwan Dec	50.9	48.8					
S. Korea Dec	50.1	49.4					
Vietnam Dec	53	53.8					
India Dec	55	56.6		India Dec	58	59.8	
Indonesia Dec	51.2	53.3					
Malaysia Dec	50.1	50.1					
Thailand Dec	57.4	56.8					
Phillipines Dec	50.2	47.4					

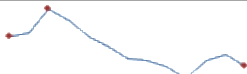



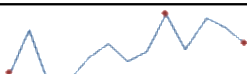
Source: Markit, Nikkei, TrendMacro calculations

Australia data: at a glance

Manufacturing	Dec	Prev	13-month history	Services	Dec	Prev	13-month history
Index	51.6	51.6		Index	51.1	52.8	



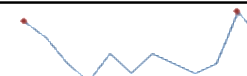
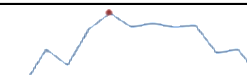
Source: Commonwealth Bank, TrendMacro calculations

Americas data: at a glance

Manufacturing	Last	Prev	13-mo history	Services	Last	Prev	13-mo history
Brazil Dec	47.6	48.8		Brazil Dec	53.7	50.1	
Mexico Dec	46.1	47.3					
Canada Dec	48.6	48.4					
Colombia Dec	52.6	54					

Source: Markit, TrendMacro calculations

Middle East/Africa data: at a glance

Manufacturing	Last	Prev	13-mo history
Saudi Arabia Dec	57.4	58.5	
UAE Emirates Dec	54.2	54.8	
Egypt Dec	50.2	51.1	
S. Africa Dec	47.7	49.0	

Source: Markit, TrendMacro calculations