







































Data Insights: Unconventional Consumer Price Indices

Friday, December 19, 2025

Today's unconventional CPI data: what you need to know

	12-mo YOY	3-mo ann	1-mo ann	12 / 3 / 1-mo	12-mo YOY history
<i>All items</i>	+2.74%	+2.08%	+1.23%		
<i>Core</i>	+2.63%	+1.56%	+0.96%		
<i>All items NSA</i>	+2.74%	+0.18%	-1.25%		
<i>Core NSA</i>	+2.63%	+0.55%	-0.69%		
<i>PCE deflator Sep</i>	+2.79%	+2.81%	+3.27%		
<i>Core PCE deflator Sep</i>	+2.83%	+2.67%	+2.40%		
<i>PCE market based Sep</i>	+2.55%	+2.40%	+3.61%		
<i>Core PCE mkt based Sep</i>	+2.56%	+2.15%	+2.65%		
Median PCE Sep	+0.80%	+0.81%	+0.82%		
Trimmed mean PCE Sep	+1.37%	+1.23%	+1.13%		
Median CPI	+3.07%	+1.51%	+1.08%		
Trimmed mean CPI	+2.90%	+1.85%	+1.57%		
Sticky CPI	+2.99%	+1.55%	+1.09%		
<i>Sticky core CPI</i>	+2.95%	+1.47%	+0.94%		
Flexible CPI	+2.00%	+3.41%	+1.14%		
<i>Flexible core CPI</i>	+0.70%	+1.48%	-0.14%		
Truflation daily update	+2.58%	-1.55%	+0.29%		
	YOY change	3-mo	1-mo	12 / 3 / 1-mo	12-mo YOY history
<i>ISM Manu prices paid</i>	+8	-5	+1		
<i>ISM Services prices paid</i>	+7	-4	-5		

Source: BLS, BEA, ISM, Cleveland Fed, Atlanta Fed, New York Fed, Dallas Fed, Truflation, Adobe, TrendMacro calculations