



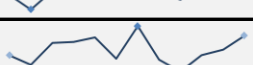
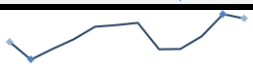





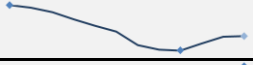



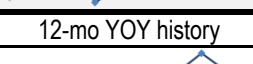



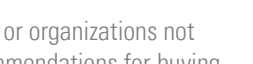


Data Insights: Unconventional Consumer Price Indices

Thursday, September 11, 2025

Today's unconventional CPI data: what you need to know

	12-mo YOY	3-mo ann	1-mo ann	12 / 3 / 1-mo			12-mo YOY history
<i>All items</i>	+2.92%	+3.52%	+4.69%				
<i>Core</i>	+3.11%	+3.65%	+4.23%				
<i>All items NSA</i>	+2.92%	+3.16%	+3.50%				
<i>Core NSA</i>	+3.11%	+3.04%	+3.67%				
<i>PCE deflator Jul</i>	+2.60%	+2.58%	+2.40%				
<i>Core PCE deflator Jul</i>	+2.88%	+2.98%	+3.33%				
<i>PCE market based Jul</i>	+2.29%	+2.21%	+1.16%				
<i>Core PCE mkt based Jul</i>	+2.57%	+2.63%	+2.06%				
Median PCE Jul	+3.16%	+3.00%	+2.38%				
Trimmed mean PCE Jul	+2.65%	+2.41%	+1.87%				
Median CPI	+3.62%	+3.61%	+3.37%				
Trimmed mean CPI	+3.29%	+3.33%	+3.16%				
Sticky CPI	+3.45%	+4.19%	+3.62%				
<i>Sticky core CPI</i>	+3.43%	+4.22%	+3.59%				
Flexible CPI	+1.58%	+1.73%	+7.93%				
<i>Flexible core CPI</i>	+1.42%	+0.59%	+7.93%				
Truflation daily update	+2.29%	-0.25%	+1.36%				
Adobe Digital Index Jul	-2.34%	-5.26%	-8.56%				
	YOY change	3-mo	1-mo	12 / 3 / 1-mo			12-mo YOY history
ISM Manu prices paid	+10	-6	-1				
ISM Services prices paid	+12	+1	-1				

Source: BLS, BEA, ISM, Cleveland Fed, Atlanta Fed, New York Fed, Dallas Fed, Truflation, Adobe, TrendMacro calculations