




## Data Insights: Global PMI



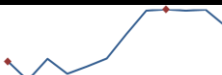

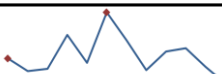
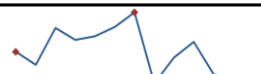
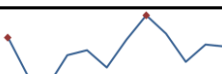
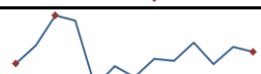
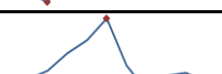
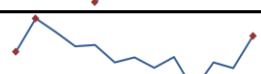
Thursday, September 4, 2025

### Worldwide aggregate data: at a glance *Indices not updated at time of publication are highlighted*

<b>Manu</b>	Aug	Prev	13-month history	<b>Serv</b>	Jul	Prev	13-month history	<b>Comp</b>	Jul	Prev	13-month history
Index	50.9	49.7		Index	53.4	51.8		Index	52.4	51.7	


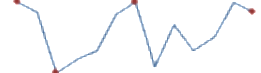
Source: JPMorgan, TrendMacro calculations

### US data: at a glance

<b>Manufacturing</b>	Aug	Prev	13-month history	<b>Services</b>	Aug	Prev	13-month history
Index	48.7	48.0		Index	52.0	50.1	
Prices paid	63.7	64.8		Prices paid	69.2	69.9	
Employment	43.8	43.4		Employment	46.5	46.4	
Inventories	49.4	48.9		Inventories	51.8	52.7	
Orders	51.4	47.1		Orders	56.0	50.3	

Source: Institute of Supply Management, TrendMacro calculations

### Japan data: at a glance

<b>Manufacturing</b>	Aug	Prev	13-month history	<b>Services</b>	Aug	Prev	13-month history
Index	49.7	48.9		Index	53.1	53.6	

Source: Markit/Nomura, TrendMacro calculations

### For more information contact us:

Donald Luskin: 214 550 2020 [don@trendmacro.com](mailto:don@trendmacro.com)  
Thomas Demas: 704 552 3625 [tdemas@trendmacro.com](mailto:tdemas@trendmacro.com)

## Europe data: at a glance

<b>Manufacturing</b>	Last	Prev	13-month history	<b>Services</b>	Last	Prev	13-month history
Eurozone Aug	50.7	49.8		Eurozone Aug	50.5	51.0	
UK Aug	47.0	48.0		UK Aug	54.2	51.8	
Germany Aug	49.8	49.1		Germany Aug	49.3	50.6	
France Aug	50.4	48.2		France Aug	49.8	48.5	
Italy Aug	50.4	49.8		Italy Aug	51.5	52.3	
Spain Aug	54.3	51.9		Spain Aug	53.2	55.1	
Ireland Aug	51.6	53.2		Ireland Aug	50.6	50.9	
Sweden Aug	55.0	52.1		Sweden Aug	53.4	49.0	
Netherlands Aug	51.9	51.9					
Austria Aug	49.1	48.2					
Greece Aug	54.5	51.7					
Czech Rep Aug	49.4	49.7					

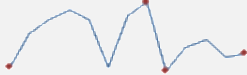
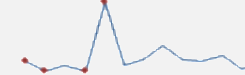

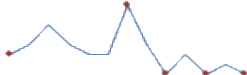
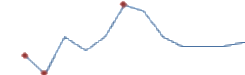
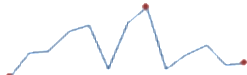
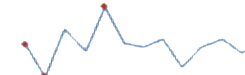
Source: Markit, Various TrendMacro calculations

## Eastern Europe data: at a glance

<b>Manufacturing</b>	Last	Prev	13-mo history	<b>Services</b>	Last	Prev	13-mo history
Russia Aug	48.7	47.0		Russia Aug	50.0	48.6	
Poland Aug	46.6	47.3					
Turkey Aug	45.9	45.9					



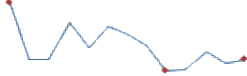

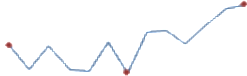

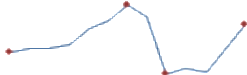
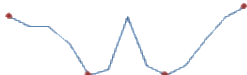


Source: Markit, TrendMacro calculations

## China data: at a glance

<b>Manufacturing</b>	Aug	Prev	13-month history	<b>Services</b>	Aug	Prev	13-month history
China	49.4	49.3		China	50.3	50.1	
Prices paid	53.3	51.5					
Employment	47.9	48.0		Employment	45.6	45.6	
Orders	49.5	49.4		Orders	46.6	45.7	

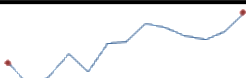

Source: China Federation of Logistics and Purchasing, TrendMacro calculations

## Asia data: at a glance

<b>Manufacturing</b>	Last	Prev	13-mo history	<b>Services</b>	Last	Prev	13-mo history
Hong Kong Aug	50.7	49.2					
Taiwan Aug	47.4	46.2					
S. Korea Aug	48.3	48.0					
Vietnam Aug	50.4	52.4					
India Aug	59.3	59.1		India Aug	62.9	60.5	
Indonesia Aug	51.5	49.2					
Malaysia Aug	49.9	49.7					
Thailand Aug	52.7	51.9					
Phillipines Aug	50.8	50.9					

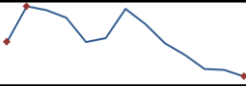

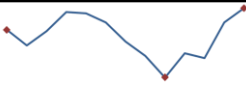
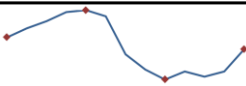

Source: Markit, Nikkei, TrendMacro calculations

## Australia data: at a glance

<b>Manufacturing</b>	Aug	Prev	13-month history	<b>Services</b>	Aug	Prev	13-month history
Index	53.0	51.3		Index	55.8	54.1	

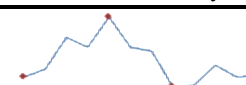
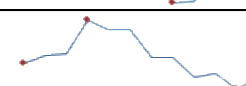

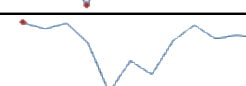
Source: Commonwealth Bank, TrendMacro calculations

## Americas data: at a glance

<b>Manufacturing</b>	Last	Prev	13-mo history	<b>Services</b>	Last	Prev	13-mo history
Brazil Aug	47.7	48.2		Brazil Aug	49.3	46.3	
Mexico Aug	50.2	49.1					
Canada Aug	48.3	46.1					
Colombia Aug	55.3	51.9					

Source: Markit, TrendMacro calculations

## Middle East/Africa data: at a glance

<b>Manufacturing</b>	Last	Prev	13-mo history
Saudi Arabia Aug	56.4	56.3	
UA Emirates Aug	53.3	52.9	
Egypt Aug	49.2	49.5	
S. Africa Aug	50.1	50.3	

Source: Markit, TrendMacro calculations