




Data Insights: Global PMI






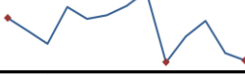
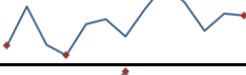
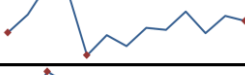


Tuesday, August 5, 2025

Worldwide aggregate data: at a glance *Indices not updated at time of publication are highlighted*

Manu	Jul	Prev	13-month history	Serv	Jun	Prev	13-month history	Comp	Jun	Prev	13-month history
Index	49.7	50.4		Index	51.9	52.0		Index	51.7	51.2	


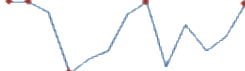
Source: JPMorgan, TrendMacro calculations

US data: at a glance

Manufacturing	Jul	Prev	13-month history	Services	Jul	Prev	13-month history
Index	48.0	49.0		Index	50.1	50.8	
Prices paid	64.8	69.7		Prices paid	69.9	67.5	
Employment	43.4	45.0		Employment	46.4	47.2	
Inventories	48.9	49.2		Inventories	51.8	52.7	
Orders	47.1	46.4		Orders	50.3	51.3	

Source: Institute of Supply Management, TrendMacro calculations

Japan data: at a glance



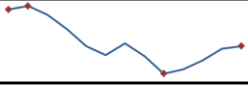

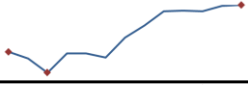
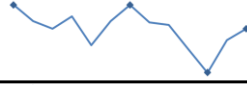
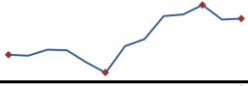
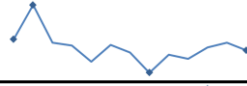
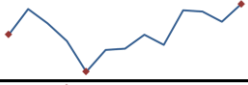
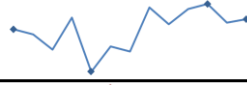
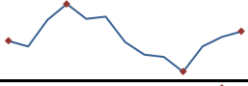
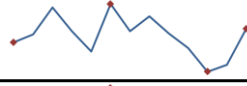
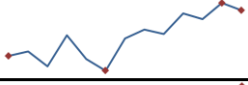
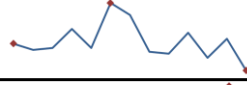
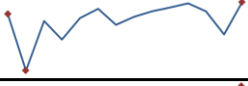

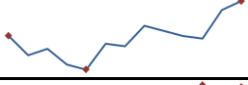
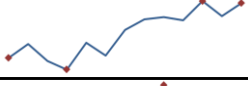


Manufacturing	Jul	Prev	13-month history	Services	Jul	Prev	13-month history
Index	48.9	50.1		Index	53.5	51.7	

Source: Markit/Nomura, TrendMacro calculations

For more information contact us:


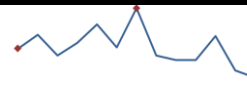
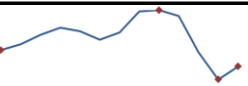
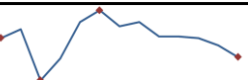
Donald Luskin: 214 550 2020 don@trendmacro.com
Thomas Demas: 704 552 3625 tdemas@trendmacro.com

Europe data: at a glance

Manufacturing	Last	Prev	13-month history	Services	Last	Prev	13-month history
Eurozone Jul	49.8	49.5		Eurozone Jul	51.0	50.5	
UK Jul	48.0	47.7		UK Jul	51.8	52.8	
Germany Jul	49.1	49.0		Germany Jul	50.6	49.7	
France Jul	48.2	48.1		France Jul	48.5	49.6	
Italy Jul	49.8	48.4		Italy Jul	52.3	52.1	
Spain Jul	51.9	51.4		Spain Jul	55.1	51.9	
Ireland Jul	53.2	53.7		Ireland Jun	51.5	54.7	
Sweden Jul	54.2	51.8		Sweden Jul	48.8	54.3	
Netherlands Jul	51.9	51.2					
Austria Jul	48.2	47.0					
Greece Jul	51.7	53.1					
Czech Rep Jul	49.7	50.2					




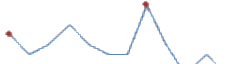
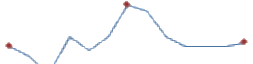

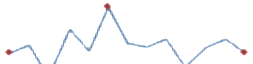
Source: Markit, Various TrendMacro calculations

Eastern Europe data: at a glance

Manufacturing	Last	Prev	13-mo history	Services	Last	Prev	13-mo history
Russia Jul	47.0	47.5		Russia Jul	48.6	49.2	
Poland Jul	45.9	45.9					
Turkey Jul	44.8	46.7					











Source: Markit, TrendMacro calculations

China data: at a glance

Manufacturing	Jul	Prev	13-month history	Services	Jul	Prev	13-month history
China	49.3	49.7		China	50.1	50.5	
Prices paid	51.5	48.4					
Employment	48.0	47.9		Employment	45.6	45.5	
Orders	49.4	50.2		Orders	45.7	46.6	



Source: China Federation of Logistics and Purchasing, TrendMacro calculations

Asia data: at a glance

Manufacturing	Last	Prev	13-mo history	Services	Last	Prev	13-mo history
Hong Kong Jul	49.2	47.8					
Taiwan Jul	46.2	47.2					
S. Korea Jul	48.0	48.7					
Vietnam Jul	52.4	48.9					
India Jul	59.1	58.4		India Jul	60.5	60.4	
Indonesia Jul	49.2	46.9					
Malaysia Jul	49.7	49.3					
Thailand Jul	51.9	51.7					
Phillipines Jul	50.9	50.7					



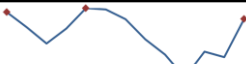
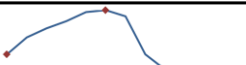
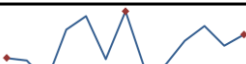
Source: Markit, Nikkei, TrendMacro calculations

Australia data: at a glance

Manufacturing	Jul	Prev	13-month history	Services	Jul	Prev	13-month history
Index	51.3	50.6		Index	53.8	51.8	





Source: Commonwealth Bank, TrendMacro calculations

Americas data: at a glance

Manufacturing	Last	Prev	13-mo history	Services	Last	Prev	13-mo history
Brazil Jul	48.2	48.3		Brazil Jul	46.3	49.3	
Mexico Jul	49.1	46.3					
Canada Jul	46.1	45.6					
Colombia Jul	51.9	51					

Source: Markit, TrendMacro calculations

Middle East/Africa data: at a glance

Manufacturing	Last	Prev	13-mo history
Saudi Arabia Jul	56.3	57.2	
UA Emirates Jul	52.9	53.5	
Egypt Jul	49.5	48.8	
S. Africa Jul	50.3	50.1	

Source: Markit, TrendMacro calculations