




Data Insights: Global PMI



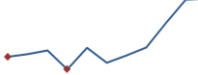



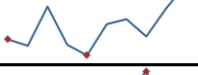



Thursday, July 3, 2025

Worldwide aggregate data: at a glance *Indices not updated at time of publication are highlighted*

Manu	Jun	Prev	13-month history	Serv	May	Prev	13-month history	Comp	May	Prev	13-month history
Index	50.3	49.5		Index	52.0	50.8		Index	51.2	50.8	



Source: JPMorgan, TrendMacro calculations

US data: at a glance

Manufacturing	Jun	Prev	13-month history	Services	Jun	Prev	13-month history
Index	49.0	48.5		Index	50.8	49.9	
Prices paid	69.7	69.4		Prices paid	67.5	68.7	
Employment	45.0	46.8		Employment	47.2	50.7	
Inventories	49.2	46.7		Inventories	52.7	49.7	
Orders	46.4	47.6		Orders	51.3	46.4	

Source: Institute of Supply Management, TrendMacro calculations

Japan data: at a glance

Manufacturing	Jun	Prev	13-month history	Services	Jun	Prev	13-month history
Index	50.1	49.4		Index	51.5	51.0	

Source: Markit/Nomura, TrendMacro calculations

For more information contact us:

Donald Luskin: 214 550 2020 don@trendmacro.com
Thomas Demas: 704 552 3625 tdemas@trendmacro.com

Europe data: at a glance

Manufacturing	Last	Prev	13-month history	Services	Last	Prev	13-month history
Eurozone Jun	49.5	49.4		Eurozone Jun	50.5	49.7	
UK Jun	47.7	46.4		UK Jun	52.8	50.9	
Germany Jun	49.0	48.3		Germany Jun	49.7	47.1	
France Jun	48.1	49.8		France Jun	49.6	48.9	
Italy Jun	48.4	49.2		Italy Jun	52.1	53.2	
Spain Jun	51.4	50.5		Spain Jun	51.9	51.3	
Ireland Jun	53.7	52.6		Ireland Jun	51.5	54.7	
Sweden Jun	51.9	53.1		Sweden Jun	54.6	50.9	
Netherlands Jun	51.2	49.0					
Austria Jun	47.0	48.4					
Greece Jun	53.1	53.2					
Czech Rep Jun	50.2	48.0					





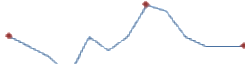


Source: Markit, Various TrendMacro calculations

Eastern Europe data: at a glance

Manufacturing	Last	Prev	13-mo history	Services	Last	Prev	13-mo history
Russia Jun	47.5	50.2		Russia Jun	49.2	52.2	
Poland Jun	44.8	46.7					
Turkey Jun	47.1	47.2					











Source: Markit, TrendMacro calculations

China data: at a glance

Manufacturing	Jun	Prev	13-month history	Services	Jun	Prev	13-month history
China	49.7	49.5		China	50.5	50.3	
Prices paid	48.4	46.9					
Employment	47.9	48.1		Employment	45.5	45.5	
Orders	50.2	49.8		Orders	46.6	46.1	



Source: China Federation of Logistics and Purchasing, TrendMacro calculations

Asia data: at a glance

Manufacturing	Last	Prev	13-mo history	Services	Last	Prev	13-mo history
Hong Kong May	49.0	48.3					
Taiwan Jun	47.2	48.6					
S. Korea Jun	48.7	47.7					
Vietnam Jun	48.9	49.8					
India Jun	58.4	57.6		India Jun	60.4	58.8	
Indonesia Jun	46.9	47.4					
Malaysia Jun	49.3	48.8					
Thailand Jun	51.7	51.2					
Phillipines Jun	50.7	50.1					


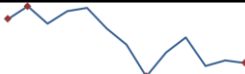

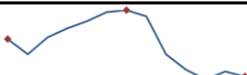
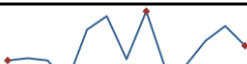
Source: Markit, Nikkei, TrendMacro calculations

Australia data: at a glance

Manufacturing	Jun	Prev	13-month history	Services	Jun	Prev	13-month history
Index	50.6	51.0		Index	51.3	50.6	





Source: Commonwealth Bank, TrendMacro calculations

Americas data: at a glance

Manufacturing	Last	Prev	13-mo history	Services	Last	Prev	13-mo history
Brazil Jun	48.3	49.4		Brazil Jun	49.3	49.6	
Mexico Jun	46.3	46.7					
Canada Jun	45.6	46.1					
Colombia Jun	51	52.6					

Source: Markit, TrendMacro calculations

Middle East/Africa data: at a glance

Manufacturing	Last	Prev	13-mo history
Saudi Arabia Jun	57.2	55.8	
UA Emirates Jun	53.5	53.3	
Egypt May	49.5	48.5	
S. Africa Jun	50.1	50.8	

Source: Markit, TrendMacro calculations