




Data Insights: Global PMI



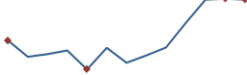

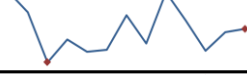
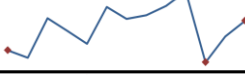
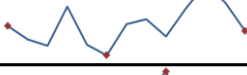



Wednesday, June 4, 2025

Worldwide aggregate data: at a glance *Indices not updated at time of publication are highlighted*

Manu	May	Prev	13-month history	Serv	Apr	Prev	13-month history	Comp	Apr	Prev	13-month history
Index	49.6	49.8		Index	50.8	52.7		Index	50.8	52.1	



Source: JPMorgan, TrendMacro calculations

US data: at a glance

Manufacturing	May	Prev	13-month history	Services	May	Prev	13-month history
Index	48.5	48.7		Index	49.9	51.6	
Prices paid	69.4	69.8		Prices paid	68.7	65.1	
Employment	46.8	46.5		Employment	50.7	49.0	
Inventories	46.7	50.8		Inventories	49.7	53.4	
Orders	47.6	47.2		Orders	46.4	52.3	

Source: Institute of Supply Management, TrendMacro calculations

Japan data: at a glance

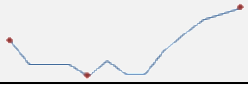

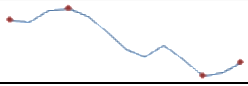
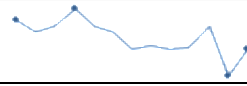
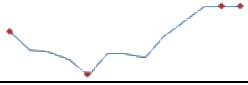
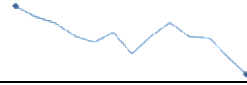
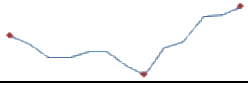

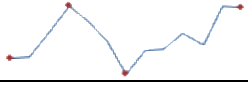
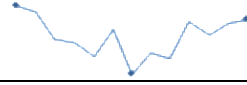
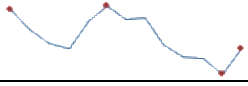
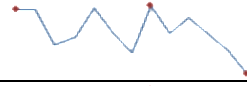
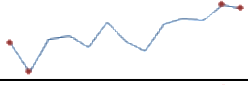
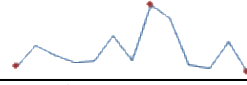
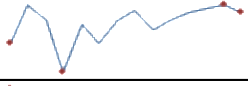
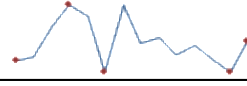
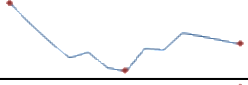
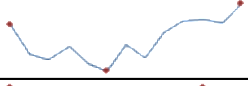
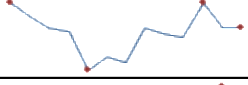

Manufacturing	May	Prev	13-month history	Services	May	Prev	13-month history
Index	49.4	48.7		Index	50.8	52.4	

Source: Markit/Nomura, TrendMacro calculations

For more information contact us:


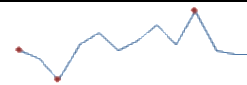
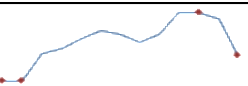
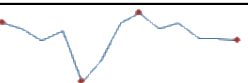
Donald Luskin: 214 550 2020 don@trendmacro.com
Thomas Demas: 704 552 3625 tdemas@trendmacro.com

Europe data: at a glance

Manufacturing	Last	Prev	13-month history	Services	Last	Prev	13-month history
Eurozone May	49.4	49.0		Eurozone May	49.7	50.1	
UK May	46.4	45.4		UK May	50.9	49.0	
Germany May	48.3	48.4		Germany May	47.1	49.0	
France May	49.8	48.7		France May	48.9	47.3	
Italy May	49.2	49.3		Italy May	53.2	52.9	
Spain May	50.5	48.1		Spain May	51.3	53.4	
Ireland May	52.6	53.0		Ireland Apr	52.8	55.3	
Sweden May	53.6	54.2		Sweden May	50.8	48.7	
Netherlands May	49.0	49.2					
Austria May	48.4	46.6					
Greece May	53.2	53.2					
Czech Rep May	48.0	48.9					




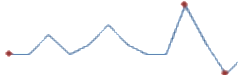



Source: Markit, Various TrendMacro calculations

Eastern Europe data: at a glance

Manufacturing	Last	Prev	13-mo history	Services	Last	Prev	13-mo history
Russia May	50.2	49.3		Russia Apr	50.1	50.1	
Poland May	47.1	47.2					
Turkey May	50.2	47.3					










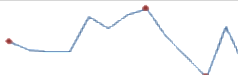
Source: Markit, TrendMacro calculations

China data: at a glance

Manufacturing	May	Prev	13-month history	Services	May	Prev	13-month history
China	49.5	49.0		China	50.3	50.4	
Prices paid	46.9	47.0					
Employment	48.1	47.9		Employment	45.5	45.5	
Orders	49.8	49.2		Orders	46.1	44.9	



Source: China Federation of Logistics and Purchasing, TrendMacro calculations

Asia data: at a glance

Manufacturing	Last	Prev	13-mo history	Services	Last	Prev	13-mo history
Hong Kong May	49.0	48.3					
Taiwan May	48.6	47.8					
S. Korea May	47.7	47.5					
Vietnam May	49.8	45.6					
India May	57.6	58.2		India May	58.8	58.7	
Indonesia May	47.4	46.7					
Malaysia May	48.8	48.6					
Thailand May	51.2	49.5					
Phillipines May	50.1	53					

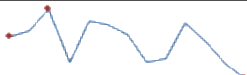
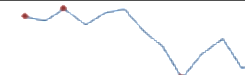
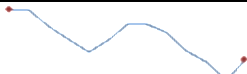
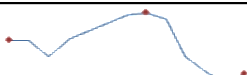
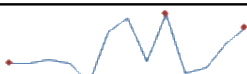
Source: Markit, Nikkei, TrendMacro calculations

Australia data: at a glance

Manufacturing	May	Prev	13-month history	Services	May	Prev	13-month history
Index	51.0	51.7		Index	50.5	51.0	


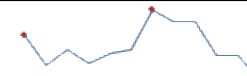

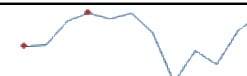
Source: Commonwealth Bank, TrendMacro calculations

Americas data: at a glance

Manufacturing	Last	Prev	13-mo history	Services	Last	Prev	13-mo history
Brazil May	49.4	50.3		Brazil May	49.6	48.9	
Mexico May	46.7	44.8					
Canada May	46.1	45.3					
Colombia May	52.6	51.4					

Source: Markit, TrendMacro calculations

Middle East/Africa data: at a glance

Manufacturing	Last	Prev	13-mo history
Saudi Arabia May	55.8	55.6	
UAE Emirates May	53.3	54.0	
Egypt May	49.5	48.5	
S. Africa May	50.8	50.0	

Source: Markit, TrendMacro calculations