




Data Insights: Global PMI



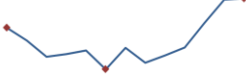





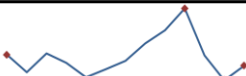

Monday, May 5, 2025

Worldwide aggregate data: at a glance *Indices not updated at time of publication are highlighted*

Manu	Apr	Prev	13-month history	Serv	Mar	Prev	13-month history	Comp	Mar	Prev	13-month history
Index	49.8	50.3		Index	52.7	51.5		Index	52.1	51.5	



Source: JPMorgan, TrendMacro calculations

US data: at a glance

Manufacturing	Apr	Prev	13-month history	Services	Apr	Prev	13-month history
Index	48.7	49.0		Index	51.6	50.8	
Prices paid	69.8	69.4		Prices paid	65.1	60.9	
Employment	46.5	44.7		Employment	49.0	46.2	
Inventories	50.8	53.4		Inventories	53.4	50.3	
Orders	47.2	45.2		Orders	52.3	50.4	

Source: Institute of Supply Management, TrendMacro calculations

Japan data: at a glance

Manufacturing	Apr	Prev	13-month history	Services	Apr	Prev	13-month history
Index	48.7	48.4		Index	52.2	50.0	

Source: Markit/Nomura, TrendMacro calculations

For more information contact us:

Donald Luskin: 214 550 2020 don@trendmacro.com
Thomas Demas: 704 552 3625 tdemas@trendmacro.com

Europe data: at a glance

Manufacturing	Last	Prev	13-month history	Services	Last	Prev	13-month history
Eurozone Apr	49.0	48.6		Eurozone Apr	49.7	51.0	
UK Apr	45.4	44.9		UK Apr	48.9	52.5	
Germany Apr	48.4	48.3		Germany Apr	48.8	50.9	
France Apr	48.7	48.5		France Apr	46.8	47.9	
Italy Apr	49.3	46.6		Italy Mar	52.0	53.0	
Spain Apr	48.1	49.5		Spain Mar	54.7	56.2	
Ireland Apr	53.0	51.6		Ireland Mar	55.3	53.2	
Netherlands Apr	49.2	49.6					
Austria Apr	46.6	46.9					
Greece Apr	53.2	55.0					
Czech Rep Apr	48.9	48.3					

Source: Markit, Various TrendMacro calculations

Eastern Europe data: at a glance

Manufacturing	Last	Prev	13-mo history	Services	Last	Prev	13-mo history
Russia Apr	49.3	48.2		Russia Mar	50.1	50.5	
Poland Apr	50.2	47.3					
Turkey Apr	50.7	47.3					

Source: Markit, TrendMacro calculations

China data: at a glance

Manufacturing	Apr	Prev	13-month history	Services	Apr	Prev	13-month history
China	49.0	50.5		China	50.4	50.8	
Prices paid	47.0	49.8					
Employment	47.9	48.2		Employment	45.5	45.8	
Orders	49.2	51.8		Orders	44.9	46.6	



Source: China Federation of Logistics and Purchasing, TrendMacro calculations

Asia data: at a glance

Manufacturing	Last	Prev	13-mo history	Services	Last	Prev	13-mo history
Hong Kong Mar	48.3	49.0					
Taiwan Apr	47.8	49.8					
S. Korea Apr	47.5	49.1					
Vietnam Apr	45.6	50.5					
India Apr	58.2	58.1		India Apr	59.1	58.5	
Indonesia Apr	46.7	52.4					
Malaysia Apr	48.6	48.8					
Thailand Apr	49.5	49.9					
Phillipines Apr	53	49.4					




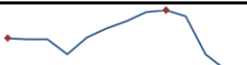

Source: Markit, Nikkei, TrendMacro calculations

Australia data: at a glance

Manufacturing	Apr	Prev	13-month history	Services	Apr	Prev	13-month history
Index	51.7	52.1		Index	51.4	51.6	




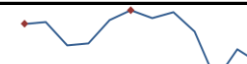
Source: Commonwealth Bank, TrendMacro calculations

Americas data: at a glance

Manufacturing	Last	Prev	13-mo history	Services	Last	Prev	13-mo history
Brazil Apr	50.3	51.8		Brazil Mar	52.5	50.6	
Mexico Apr	44.8	46.5					
Canada Apr	45.3	46.3					
Colombia Apr	51.4	49.4					

Source: Markit, TrendMacro calculations

Middle East/Africa data: at a glance

Manufacturing	Last	Prev	13-mo history
Saudi Arabia Apr	55.6	58.1	
UA Emirates Apr	54.0	54.0	
Egypt Mar	49.2	50.1	
S. Africa Mar	48.3	49.0	

Source: Markit, TrendMacro calculations