




Data Insights: Global PMI



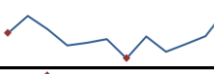
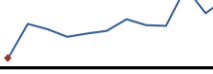
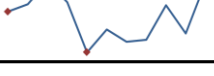
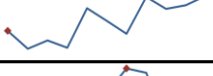
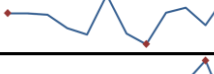
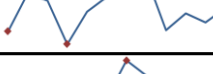


Thursday, April 3, 2025

Worldwide aggregate data: at a glance *Indices not updated at time of publication are highlighted*

Manu	Mar	Prev	13-month history	Serv	Feb	Prev	13-month history	Comp	Feb	Prev	13-month history
Index	50.3	50.6		Index	51.6	52.2		Index	51.5	51.8	


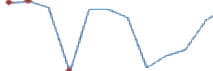
Source: JPMorgan, TrendMacro calculations

US data: at a glance

Manufacturing	Mar	Prev	13-month history	Services	Mar	Prev	13-month history
Index	49.0	50.3		Index	50.8	53.5	
Prices paid	69.4	62.4		Prices paid	60.9	62.6	
Employment	44.7	47.6		Employment	46.2	53.9	
Inventories	53.4	49.9		Inventories	50.3	50.6	
Orders	45.2	48.6		Orders	50.4	52.2	

Source: Institute of Supply Management, TrendMacro calculations

Japan data: at a glance



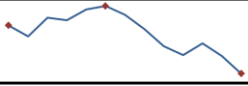
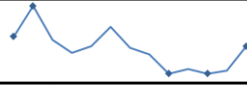
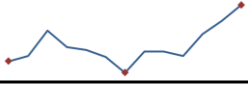

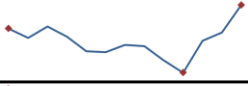
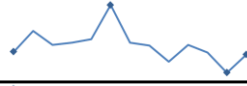
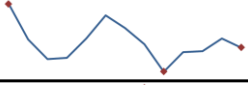

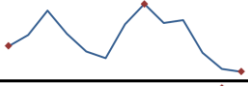
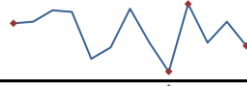
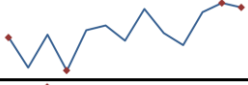
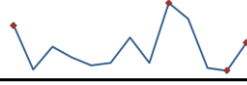
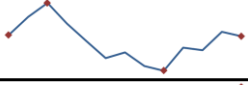
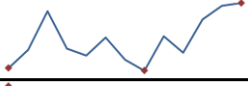
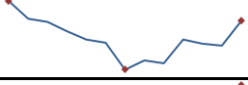

Manufacturing	Mar	Prev	13-month history	Services	Mar	Prev	13-month history
Index	48.4	49.0		Index	49.5	53.7	

Source: Markit/Nomura, TrendMacro calculations

For more information contact us:

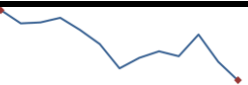
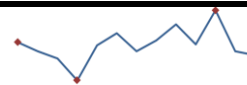
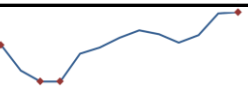
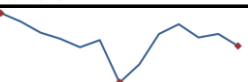
Donald Luskin: 214 550 2020 don@trendmacro.com
Thomas Demas: 704 552 3625 tdemas@trendmacro.com

Europe data: at a glance

Manufacturing	Last	Prev	13-month history	Services	Last	Prev	13-month history
Eurozone Mar	48.6	47.6		Eurozone Mar	51.0	50.6	
UK Mar	44.9	46.9		UK Mar	52.5	51.0	
Germany Mar	48.3	46.5		Germany Mar	50.9	51.1	
France Mar	48.5	45.8		France Mar	47.9	45.3	
Italy Mar	46.6	47.4		Italy Mar	52.0	53.0	
Spain Mar	49.5	49.7		Spain Mar	54.7	56.2	
Ireland Mar	51.6	51.9		Ireland Mar	55.3	53.2	
Netherlands Mar	49.6	50.0					
Austria Mar	46.9	46.7					
Greece Mar	55.0	52.6					
Czech Rep Mar	48.3	47.7					

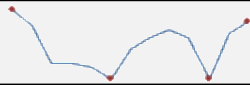

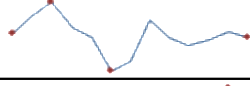
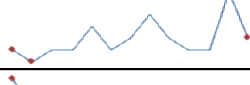
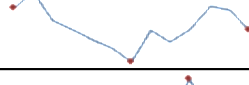


Source: Markit, Various TrendMacro calculations

Eastern Europe data: at a glance

Manufacturing	Last	Prev	13-mo history	Services	Last	Prev	13-mo history
Russia Mar	48.2	50.2		Russia Mar	50.1	50.5	
Poland Mar	50.7	47.3					
Turkey Mar	50.6	48.3					



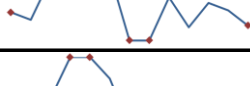



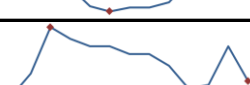
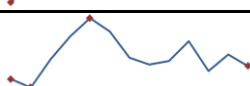

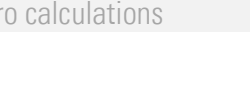
Source: Markit, TrendMacro calculations

China data: at a glance

Manufacturing	Mar	Prev	13-month history	Services	Mar	Prev	13-month history
China	50.5	50.2		China	50.8	50.4	
Prices paid	49.8	50.8					
Employment	48.2	48.6		Employment	45.8	46.5	
Orders	51.8	51.1		Orders	46.6	46.1	



Source: China Federation of Logistics and Purchasing, TrendMacro calculations

Asia data: at a glance

Manufacturing	Last	Prev	13-mo history	Services	Last	Prev	13-mo history
Hong Kong Mar	48.3	49.0					
Taiwan Mar	49.8	51.5					
S. Korea Mar	49.1	49.9					
Vietnam Mar	50.5	49.2					
India Mar	58.1	56.3		India Mar	57.7	59	
Indonesia Mar	52.4	53.6					
Malaysia Mar	48.8	49.7					
Thailand Mar	49.9	50.6					
Phillipines Mar	49.4	51					




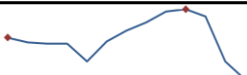

Source: Markit, Nikkei, TrendMacro calculations

Australia data: at a glance

Manufacturing	Mar	Prev	13-month history	Services	Mar	Prev	13-month history
Index	52.1	50.4		Index	51.2	50.8	

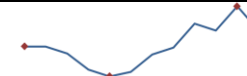


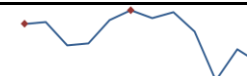
Source: Commonwealth Bank, TrendMacro calculations

Americas data: at a glance

Manufacturing	Last	Prev	13-mo history	Services	Last	Prev	13-mo history
Brazil Mar	51.8	53.0		Brazil Mar	52.5	50.6	
Mexico Mar	46.5	47.6					
Canada Mar	46.3	47.8					
Colombia Mar	49.4	49					

Source: Markit, TrendMacro calculations

Middle East/Africa data: at a glance

Manufacturing	Last	Prev	13-mo history
Saudi Arabia Feb	58.4	60.5	
UA Emirates Feb	55.0	55.0	
Egypt Mar	49.2	50.1	
S. Africa Mar	48.3	49.0	

Source: Markit, TrendMacro calculations