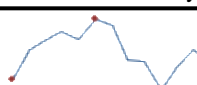
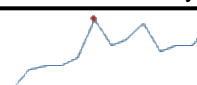
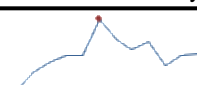


Data Insights: Global PMI





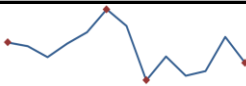

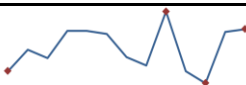
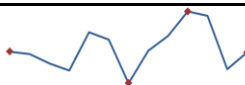


Tuesday, January 7, 2025

Worldwide aggregate data: at a glance *Indices not updated at time of publication are highlighted*

Manu	Dec	Prev	13-month history	Serv	Dec	Prev	13-month history	Comp	Dec	Prev	13-month history
Index	49.6	50.0		Index	53.8	53.1		Index	52.6	52.4	

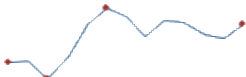
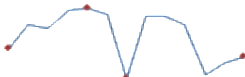
Source: JPMorgan, TrendMacro calculations

US data: at a glance

Manufacturing	Dec	Prev	13-month history	Services	Dec	Prev	13-month history
Index	49.3	48.4		Index	54.1	52.1	
Prices paid	52.5	50.3		Prices paid	64.4	58.2	
Employment	45.3	48.1		Employment	51.4	51.5	
Inventories	48.4	48.1		Inventories	49.4	45.9	
Orders	52.5	50.4		Orders	54.2	53.7	

Source: Institute of Supply Management, TrendMacro calculations

Japan data: at a glance


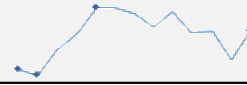
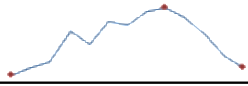
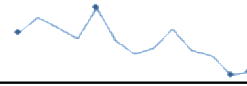
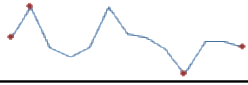
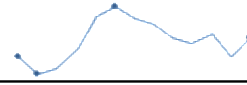
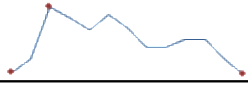

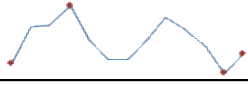
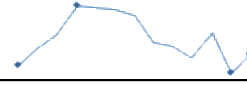
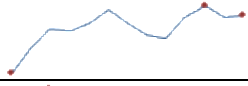

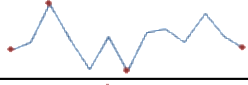
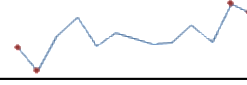
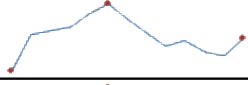
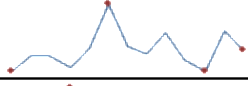
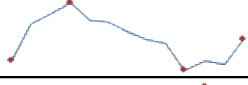

Manufacturing	Dec	Prev	13-month history	Services	Dec	Prev	13-month history
Index	49.6	49.0		Index	50.9	50.5	

Source: Markit/Nomura, TrendMacro calculations

For more information contact us:

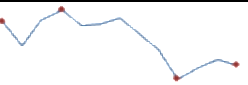
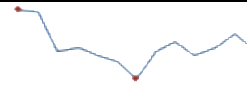
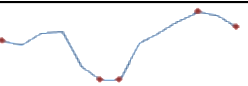
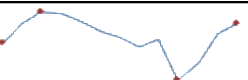
Donald Luskin: 214 550 2020 don@trendmacro.com
Thomas Demas: 704 552 3625 tdemas@trendmacro.com

Europe data: at a glance

Manufacturing	Last	Prev	13-month history	Services	Last	Prev	13-month history
Eurozone Dec	45.1	45.2		Eurozone Dec	51.6	49.5	
UK Dec	47.0	48.0		UK Dec	51.1	50.8	
Germany Dec	42.5	43.0		Germany Dec	51.2	49.3	
France Dec	41.9	43.1		France Dec	49.3	46.9	
Italy Dec	46.2	44.5		Italy Dec	50.7	49.2	
Spain Dec	53.3	53.1		Spain Dec	57.3	53.1	
Ireland Dec	49.1	49.9		Ireland Dec	57.1	58.3	
Netherlands Dec	48.6	46.6					
Austria Dec	43.3	44.5					
Greece Dec	53.2	50.9					
Czech Rep Dec	44.8	46.0					



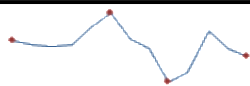
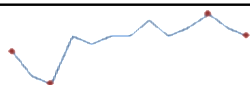
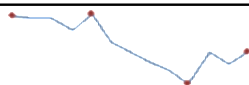
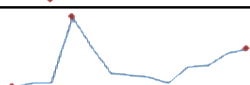
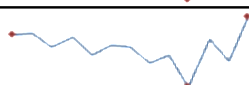
Source: Markit, Various TrendMacro calculations

Eastern Europe data: at a glance

Manufacturing	Last	Prev	13-mo history	Services	Last	Prev	13-mo history
Russia Dec	50.8	51.3		Russia Dec	51.2	53.2	
Poland Dec	48.2	49.1					
Turkey Dec	48.9	48.3					

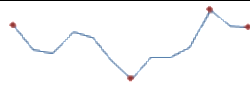
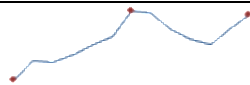
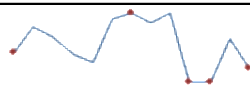
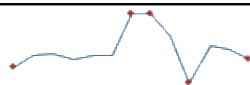
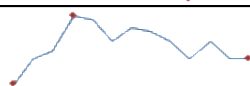
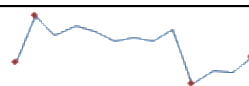
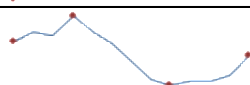
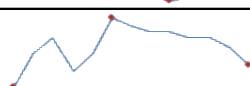
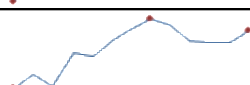

Source: Markit, TrendMacro calculations

China data: at a glance

Manufacturing	Dec	Prev	13-month history	Services	Dec	Prev	13-month history
China	50.1	50.3		China	52.2	50.0	
Prices paid	48.2	49.8					
Employment	48.1	48.2		Employment	45.8	45.4	
Orders	51.0	50.8		Orders	48.7	45.9	

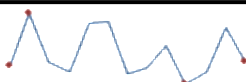
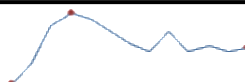
Source: China Federation of Logistics and Purchasing, TrendMacro calculations

Asia data: at a glance

Manufacturing	Last	Prev	13-mo history	Services	Last	Prev	13-mo history
Hong Kong Dec	51.1	51.2					
Taiwan Dec	52.7	51.5					
S. Korea Dec	49.0	50.6					
Vietnam Dec	49.8	50.8					
India Dec	56.4	56.5		India Dec	59.3	58.4	
Indonesia Dec	51.2	49.6					
Malaysia Dec	48.6	49.2					
Thailand Dec	51.4	50.2					
Phillipines Dec	54.3	53.8					

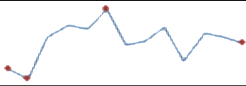
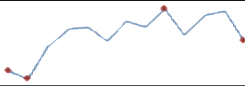

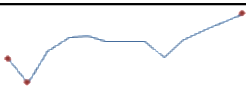
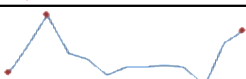
Source: Markit, Nikkei, TrendMacro calculations

Australia data: at a glance

Manufacturing	Dec	Prev	13-month history	Services	Dec	Prev	13-month history
Index	47.8	49.4		Index	50.8	50.5	


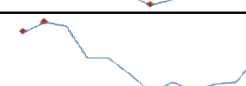
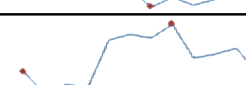
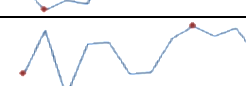
Source: Commonwealth Bank, TrendMacro calculations

Americas data: at a glance

Manufacturing	Last	Prev	13-mo history	Services	Last	Prev	13-mo history
Brazil Nov	52.3	52.9		Brazil Nov	53.6	56.2	
Mexico Nov	49.9	48.4					
Canada Nov	52.0	51.1					
Colombia Nov	53.4	52.3					

Source: Markit, TrendMacro calculations

Middle East/Africa data: at a glance

Manufacturing	Last	Prev	13-mo history
Saudi Arabia Dec	58.4	59.0	
UA Emirates Dec	55.4	54.2	
Egypt Dec	48.1	49.2	
S. Africa Dec	49.9	50.9	

Source: Markit, TrendMacro calculations