









## Data Insights: Personal Consumption Expenditures Price Index

Friday, December 20, 2024








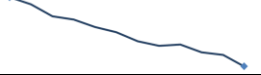




### Today's PCE data: what you need to know

	12-mo YOY	3-mo ann	1-mo ann	12 / 3/ 1-mo			12-mo YOY history
All items	+2.44%	+2.13%	+1.55%				
Core	+2.82%	+2.54%	+1.39%				

Source: BEA, TrendMacro calculations

### Today's PCE data: [what Fed chair Jerome Powell thinks you need to know](#)

"To assess what it will take to get inflation down, it is useful to break core inflation into three component categories: core goods inflation, housing services inflation, and inflation in core services other than housing."













	12-mo YOY	3-mo ann	1-mo ann	12 / 3/ 1-mo			12-mo YOY history
Core goods	-0.14%	+0.17%	-0.81%				
Shelter	+4.8%	+3.7%	+2.7%				
Core services x shelter	+3.48%	+3.13%	+1.83%				

Source: BEA, TrendMacro calculations

### Today's PCE data: [what NY Fed president John Williams thinks you need to know](#)

"I will start to peel the 'inflation onion'... The outermost layer consists of prices of globally traded commodities... The middle layer of the inflation onion is made up of products – especially durable goods... the innermost layer: underlying inflation... Prices for services..."

*Core commodities sourced from Producer Price Index*

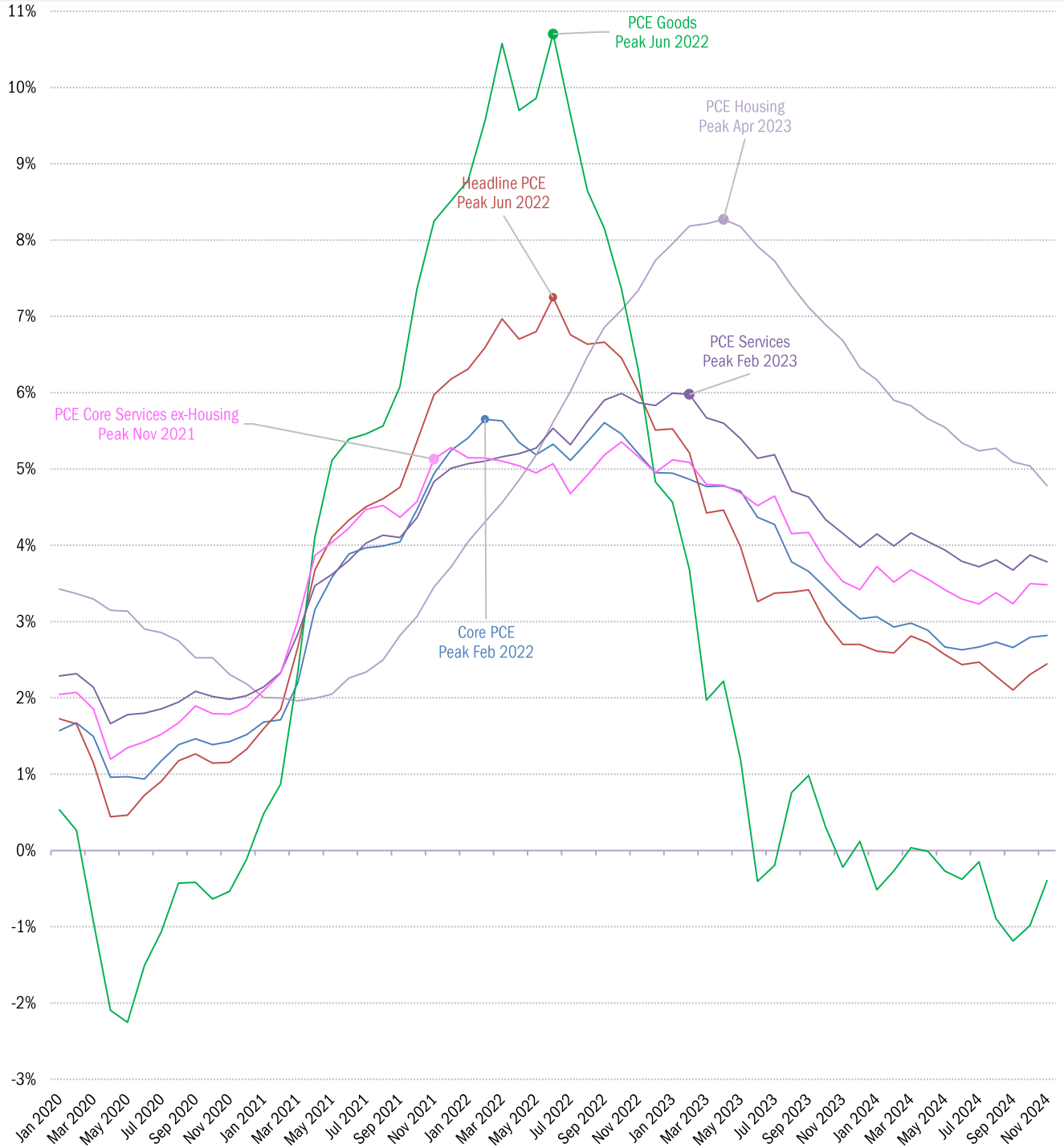
	12-mo YOY	3-mo ann	1-mo ann	12 / 3/ 1-mo			12-mo YOY history
Core commodities	-2.39%	-2.0%	+7.1%				
Durable goods	-1.10%	+1.74%	+0.51%				
Services	+3.8%	+3.4%	+2.0%				

Source: BEA, BLS, TrendMacro calculations

# The rise (and fall) of PCE inflation

Year-on-year change

● Month of peak



Source: FRB, BLS, US Treasury, TrendMacro calculations

**For more information contact us:**

Donald Luskin: 214 550 2020 [don@trendmacro.com](mailto:don@trendmacro.com)  
 Thomas Demas: 704 552 3625 [tdemas@trendmacro.com](mailto:tdemas@trendmacro.com)