




Data Insights: Global PMI











Thursday, December 5, 2024

Worldwide aggregate data: at a glance *Indices not updated at time of publication are highlighted*

Manu	Nov	Prev	13-month history	Serv	Nov	Prev	13-month history	Comp	Nov	Prev	13-month history
Index	50.0	49.4		Index	53.1	53.1		Index	52.4	52.3	

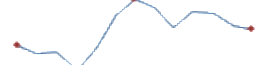

Source: JPMorgan, TrendMacro calculations

US data: at a glance

Manufacturing	Nov	Prev	13-month history	Services	Nov	Prev	13-month history
Index	48.4	46.5		Index	52.1	56.0	
Prices paid	50.3	54.8		Prices paid	58.2	58.1	
Employment	48.1	44.4		Employment	51.5	53.0	
Inventories	48.1	42.6		Inventories	45.9	57.2	
Orders	50.4	47.1		Orders	53.7	57.4	

Source: Institute of Supply Management, TrendMacro calculations

Japan data: at a glance

Manufacturing	Nov	Prev	13-month history	Services	Nov	Prev	13-month history
Index	49.0	49.2		Index	50.2	49.7	

Source: Markit/Nomura, TrendMacro calculations

For more information contact us:

Donald Luskin: 214 550 2020 don@trendmacro.com
Thomas Demas: 704 552 3625 tdemas@trendmacro.com

Europe data: at a glance

Manufacturing	Last	Prev	13-month history	Services	Last	Prev	13-month history
Eurozone Nov	45.2	46.0		Eurozone Nov	49.5	51.6	
UK Nov	48.0	49.9		UK Nov	50.8	52.0	
Germany Nov	43.0	43.0		Germany Nov	49.3	51.6	
France Nov	43.1	44.5		France Nov	46.9	49.2	
Italy Nov	44.5	46.9		Italy Nov	49.2	52.4	
Spain Nov	53.1	54.5		Spain Nov	53.1	54.9	
Ireland Nov	49.9	51.5		Ireland Nov	58.3	53.8	
Netherlands Nov	46.6	47.0					
Austria Nov	44.5	42.0					
Greece Nov	50.9	51.2					
Czech Rep Nov	46.0	47.2					


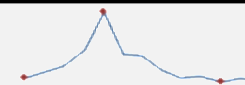
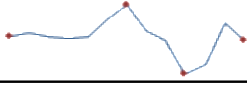
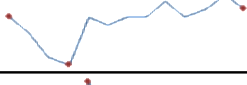



Source: Markit, Various TrendMacro calculations

Eastern Europe data: at a glance

Manufacturing	Last	Prev	13-mo history	Services	Last	Prev	13-mo history
Russia Nov	51.3	50.6		Russia Nov	53.2	51.6	
Poland Nov	48.9	48.3					
Turkey Nov	49.2	45.8					

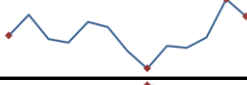
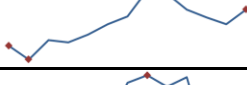
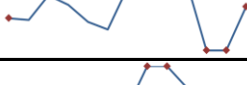
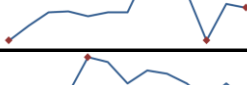
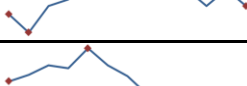


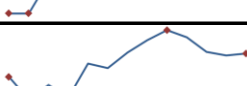

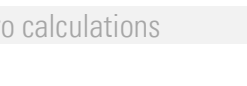
Source: Markit, TrendMacro calculations

China data: at a glance

Manufacturing	Nov	Prev	13-month history	Services	Nov	Prev	13-month history
China	50.3	50.1		China	50.0	50.2	
Prices paid	49.8	53.4					
Employment	48.2	48.4		Employment	45.4	45.8	
Orders	50.8	50.0		Orders	45.9	47.2	

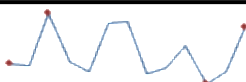
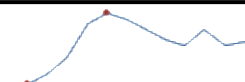
Source: China Federation of Logistics and Purchasing, TrendMacro calculations

Asia data: at a glance

Manufacturing	Last	Prev	13-mo history	Services	Last	Prev	13-mo history
Hong Kong Nov	51.2	52.2					
Taiwan Nov	51.5	50.2					
S. Korea Nov	50.6	48.3					
Vietnam Nov	50.8	51.2					
India Nov	56.5	57.5		India Nov	58.4	58.5	
Indonesia Nov	49.6	49.2					
Malaysia Nov	49.2	49.5					
Thailand Nov	50.2	50					
Phillipines Nov	53.8	52.9					


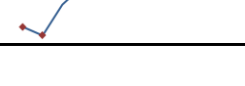
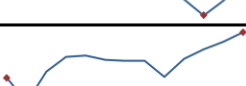
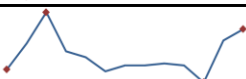

Source: Markit, Nikkei, TrendMacro calculations

Australia data: at a glance

Manufacturing	Nov	Prev	13-month history	Services	Nov	Prev	13-month history
Index	49.4	47.3		Index	49.6	51.0	

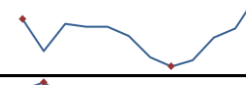
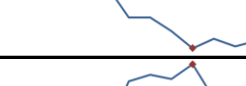
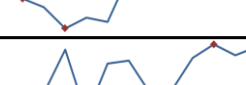

Source: Commonwealth Bank, TrendMacro calculations

Americas data: at a glance

Manufacturing	Last	Prev	13-mo history	Services	Last	Prev	13-mo history
Brazil Nov	52.3	52.9		Brazil Nov	53.6	56.2	
Mexico Nov	49.9	48.4					
Canada Nov	52.0	51.1					
Colombia Nov	53.4	52.3					

Source: Markit, TrendMacro calculations

Middle East/Africa data: at a glance

Manufacturing	Last	Prev	13-mo history
Saudi Arabia Nov	59.0	56.9	
UA Emirates Oct	54.1	53.8	
Egypt Nov	49.2	49.0	
S. Africa Nov	50.9	50.6	

Source: Markit, TrendMacro calculations