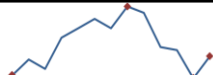
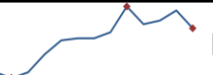
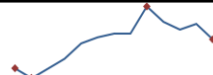


Data Insights: Global PMI



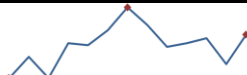

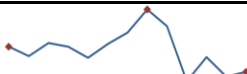

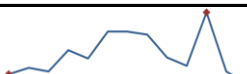
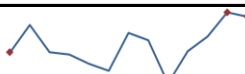


Tuesday, November 5, 2024

Worldwide aggregate data: at a glance *Indices not updated at time of publication are highlighted*

Manu	Oct	Prev	13-month history	Serv	Oct	Prev	13-month history	Comp	Oct	Prev	13-month history
Index	49.4	48.7		Index	52.9	53.8		Index	52.0	52.8	


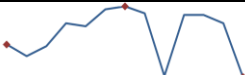
Source: JPMorgan, TrendMacro calculations

US data: at a glance

Manufacturing	Oct	Prev	13-month history	Services	Oct	Prev	13-month history
Index	46.5	47.2		Index	56.0	54.9	
Prices paid	54.8	48.3		Prices paid	58.1	59.4	
Employment	44.4	43.9		Employment	53.0	48.1	
Inventories	42.6	43.9		Inventories	57.2	58.1	
Orders	47.1	46.1		Orders	57.4	59.4	

Source: Institute of Supply Management, TrendMacro calculations

Japan data: at a glance


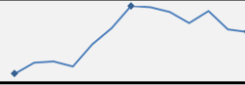
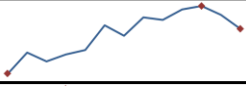
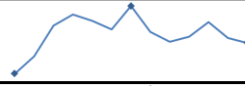
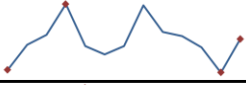
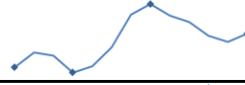
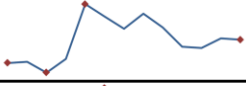

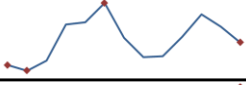
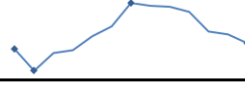
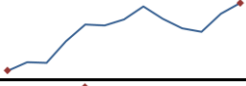
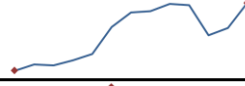
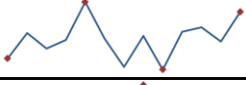
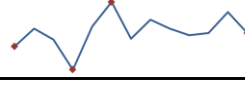
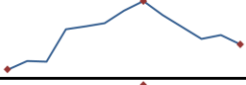
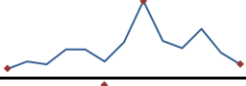
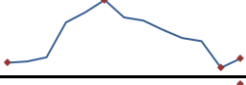

Manufacturing	Oct	Prev	13-month history	Services	Oct	Prev	13-month history
Index	49.2	49.7		Index	49.3	53.1	

Source: Markit/Nomura, TrendMacro calculations

For more information contact us:

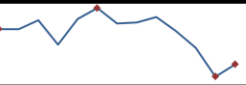


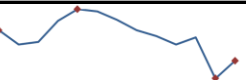
Donald Luskin: 214 550 2020 don@trendmacro.com
 Thomas Demas: 704 552 3625 tdemas@trendmacro.com

Europe data: at a glance

Manufacturing	Last	Prev	13-month history	Services	Last	Prev	13-month history
Eurozone Oct	46.0	45.0		Eurozone Oct	51.2	51.4	
UK Oct	49.9	51.5		UK Oct	52.0	52.4	
Germany Oct	43.0	40.6		Germany Oct	51.4	50.6	
France Oct	44.5	44.6		France Oct	48.3	49.6	
Italy Oct	46.9	48.3		Italy Sep	50.5	51.4	
Spain Oct	54.5	53.0		Spain Sep	57.0	54.6	
Ireland Oct	51.5	49.4		Ireland Oct	53.8	55.7	
Netherlands Oct	47.0	48.2					
Austria Oct	42.0	42.8					
Greece Oct	51.2	50.3					
Czech Rep Oct	47.2	46.0					

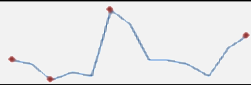
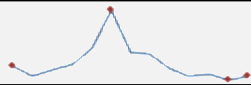
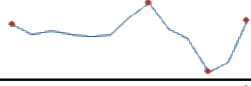
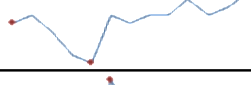



Source: Markit, Various TrendMacro calculations

Eastern Europe data: at a glance

Manufacturing	Last	Prev	13-mo history	Services	Last	Prev	13-mo history
Russia Oct	50.6	49.5		Russia Sep	50.5	52.3	
Poland Oct	49.2	45.8					
Turkey Oct	48.6	44.3					

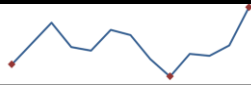
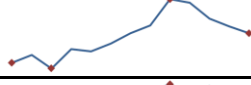

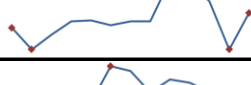
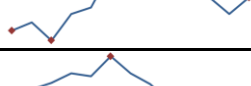
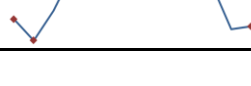
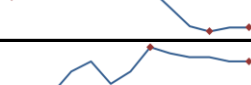


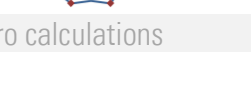
Source: Markit, TrendMacro calculations

China data: at a glance

Manufacturing				Services			
	Oct	Prev	13-month history		Oct	Prev	13-month history
China	50.1	49.8		China	50.2	50.0	
Prices paid	53.4	45.1					
Employment	48.4	48.2		Employment	45.8	44.7	
Orders	50.0	49.9		Orders	47.2	44.2	

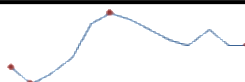
Source: China Federation of Logistics and Purchasing, TrendMacro calculations

Asia data: at a glance

Manufacturing				Services			
	Last	Prev	13-mo history		Last	Prev	13-mo history
Hong Kong Oct	52.2	50.0					
Taiwan Oct	50.2	50.8					
S. Korea Oct	48.3	48.3					
Vietnam Oct	51.2	47.3					
India Oct	57.5	56.5		India Oct	57.9	57.7	
Indonesia Oct	49.2	49.2					
Malaysia Oct	49.5	49.5					
Thailand Oct	50	50.4					
Phillipines Oct	52.9	53.7					

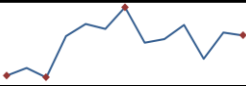
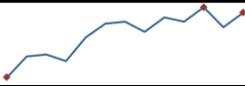
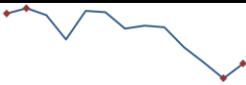
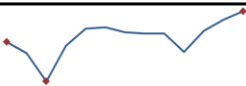
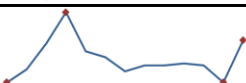
Source: Markit, Nikkei, TrendMacro calculations

Australia data: at a glance

Manufacturing	Oct	Prev	13-month history	Services	Oct	Prev	13-month history
Index	47.3	46.7		Index	50.6	50.5	

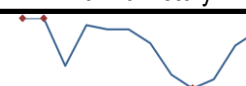
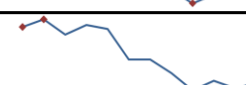

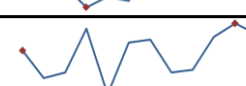
Source: Commonwealth Bank, TrendMacro calculations

Americas data: at a glance

Manufacturing	Last	Prev	13-mo history	Services	Last	Prev	13-mo history
Brazil Oct	52.9	53.2		Brazil Sep	55.8	54.2	
Mexico Oct	48.4	47.3					
Canada Oct	51.1	50.4					
Colombia Oct	52.3	48.1					

Source: Markit, TrendMacro calculations

Middle East/Africa data: at a glance

Manufacturing	Last	Prev	13-mo history
Saudi Arabia Oct	56.9	56.3	
UA Emirates Oct	54.1	53.8	
Egypt Oct	49.0	48.8	
S. Africa Oct	50.6	51.0	

Source: Markit, TrendMacro calculations