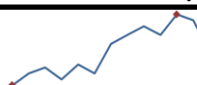
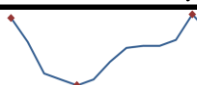
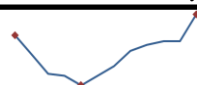


Data Insights: Global PMI



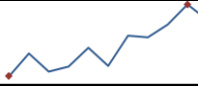


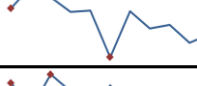
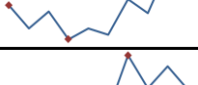
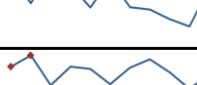
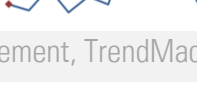

Monday, August 5, 2024

Worldwide aggregate data: at a glance *Indices not updated at time of publication are highlighted*

Manu	Jul	Prev	13-month history	Serv	Jun	Prev	13-month history	Comp	Jun	Prev	13-month history
Index	49.7	50.8		Index	53.1	54.0		Index	52.9	53.7	

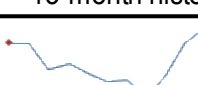

Source: JPMorgan, TrendMacro calculations

US data: at a glance

Manufacturing	Jul	Prev	13-month history	Services	Jul	Prev	13-month history
Index	46.8	48.5		Index	51.4	48.8	
Prices paid	52.9	52.1		Prices paid	57.0	56.3	
Employment	43.4	49.3		Employment	51.1	46.1	
Inventories	44.5	45.4		Inventories	42.9	52.1	
Orders	47.4	49.3		Orders	52.4	47.3	

Source: Institute of Supply Management, TrendMacro calculations

Japan data: at a glance

Manufacturing	Jul	Prev	13-month history	Services	Jul	Prev	13-month history
Index	49.1	50.0		Index	53.9	49.4	

Source: Markit/Nomura, TrendMacro calculations

For more information contact us:

Donald Luskin: 214 550 2020 don@trendmacro.com
 Thomas Demas: 704 552 3625 tdemas@trendmacro.com

Europe data: at a glance

Manufacturing	Last	Prev	13-month history	Services	Last	Prev	13-month history
Eurozone Jul	45.8	45.8		Eurozone Jul	51.9	52.8	
UK Jul	52.1	50.9		UK Jul	52.5	52.1	
Germany Jul	43.2	43.5		Germany Jul	52.5	53.1	
France Jul	44.0	45.4		France Jul	50.1	49.6	
Italy Jul	47.4	45.7		Italy Jul	51.7	53.7	
Spain Jul	51.0	52.3		Spain Jul	53.9	56.8	
Ireland Jul	50.1	47.4		Ireland Jun	54.2	55.0	
Netherlands Jul	49.2	50.7					
Austria Jul	43.1	43.6					
Greece Jul	53.2	54.0					
Czech Rep Jul	43.8	45.3					


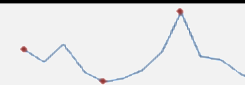

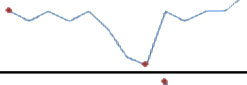
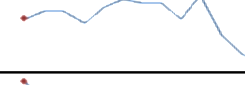


Source: Markit, Various TrendMacro calculations

Eastern Europe data: at a glance

Manufacturing	Last	Prev	13-mo history	Services	Last	Prev	13-mo history
Russia Jul	53.6	54.9		Russia Jul	51.1	47.6	
Poland Jul	47.3	47.2					
Turkey Jul	45.0	47.9					


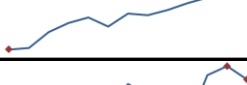

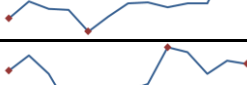
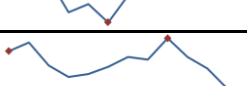

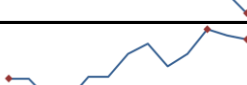

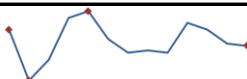
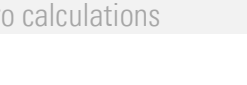
Source: Markit, TrendMacro calculations

China data: at a glance

Manufacturing				Services			
	Jul	Prev	13-month history		Jul	Prev	13-month history
China	49.4	49.5		China	50.2	50.5	
Prices paid	49.9	51.7					
Employment	48.3	48.1		Employment	45.5	45.8	
Orders	49.3	49.5		Orders	45.7	46.7	

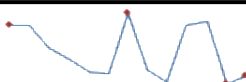
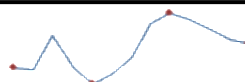
Source: China Federation of Logistics and Purchasing, TrendMacro calculations

Asia data: at a glance

Manufacturing				Services			
	Last	Prev	13-mo history		Last	Prev	13-mo history
Hong Kong Jul	49.5	48.2					
Taiwan Jul	52.9	53.2					
S. Korea Jul	51.4	52.0					
Vietnam Jul	54.7	54.7					
India Jul	58.1	58.3		India Jul	60.3	60.5	
Indonesia Jul	49.3	50.7					
Malaysia Jul	49.7	49.9					
Thailand Jul	52.8	51.7					
Phillipines Jul	51.2	51.3					


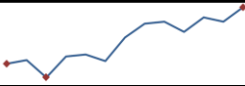
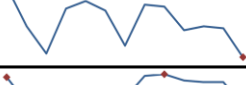
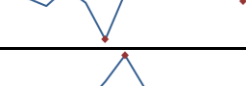

Source: Markit, Nikkei, TrendMacro calculations

Australia data: at a glance

Manufacturing	Jul	Prev	13-month history	Services	Jul	Prev	13-month history
Index	47.5	47.2		Index	50.8	51.2	


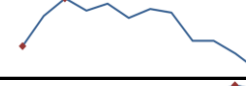
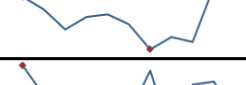

Source: Commonwealth Bank, TrendMacro calculations

Americas data: at a glance

Manufacturing	Last	Prev	13-mo history	Services	Last	Prev	13-mo history
Brazil Jul	54.0	52.5		Brazil Jul	56.4	54.8	
Mexico Jul	49.6	51.1					
Canada Jul	47.8	49.3					
Colombia Jul	50	49.8					

Source: Markit, TrendMacro calculations

Middle East/Africa data: at a glance

Manufacturing	Last	Prev	13-mo history
Saudi Arabia Jul	54.4	55.0	
UA Emirates Jul	53.7	54.6	
Egypt Jul	49.7	49.9	
S. Africa Jul	49.3	49.2	

Source: Markit, TrendMacro calculations