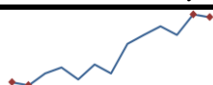
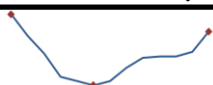
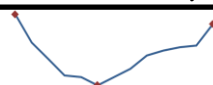


Data Insights: Global PMI



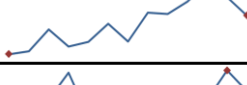

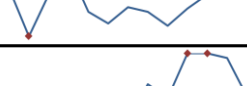
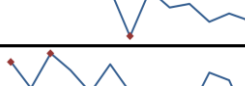
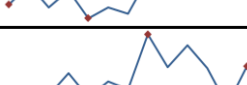
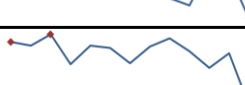


Wednesday, July 3, 2024

Worldwide aggregate data: at a glance *Indices not updated at time of publication are highlighted*

Manu	Jun	Prev	13-month history	Serv	May	Prev	13-month history	Comp	May	Prev	13-month history
Index	50.9	51.0		Index	54.1	52.7		Index	53.7	52.4	



Source: JPMorgan, TrendMacro calculations

US data: at a glance

Manufacturing	Jun	Prev	13-month history	Services	Jun	Prev	13-month history
Index	48.5	48.7		Index	48.8	53.8	
Prices paid	52.1	57.0		Prices paid	56.3	58.1	
Employment	49.3	51.1		Employment	46.1	47.1	
Inventories	45.4	47.9		Inventories	42.9	52.1	
Orders	49.3	45.4		Orders	47.3	54.1	

Source: Institute of Supply Management, TrendMacro calculations

Japan data: at a glance

Manufacturing	Jun	Prev	13-month history	Services	Jun	Prev	13-month history
Index	50.0	50.4		Index	49.4	53.8	

Source: Markit/Nomura, TrendMacro calculations

For more information contact us:

Donald Luskin: 214 550 2020 don@trendmacro.com
 Thomas Demas: 704 552 3625 tdemas@trendmacro.com

Europe data: at a glance

Manufacturing	Last	Prev	13-month history	Services	Last	Prev	13-month history
Eurozone Jun	45.8	47.3		Eurozone Jun	52.8	53.2	
UK Jun	50.9	51.2		UK Jun	52.1	52.9	
Germany Jun	43.5	45.4		Germany Jun	53.1	54.2	
France Jun	45.4	46.4		France Jun	49.6	49.3	
Italy Jun	45.7	45.6		Italy Jun	53.7	54.2	
Spain Jun	52.3	54.0		Spain Jun	56.8	56.9	
Ireland Jun	47.4	49.8		Ireland Jun	54.2	55.0	
Netherlands Jun	50.7	52.5					
Austria Jun	43.6	46.3					
Greece Jun	54.0	54.9					
Czech Rep Jun	45.3	46.1					



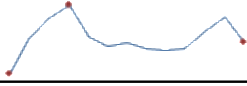
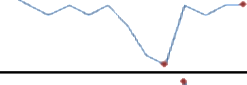
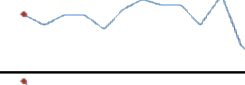


Source: Markit, Various TrendMacro calculations

Eastern Europe data: at a glance

Manufacturing	Last	Prev	13-mo history	Services	Last	Prev	13-mo history
Russia Jun	54.9	54.4		Russia Jun	47.6	49.8	
Poland Jun	45.0	47.9					
Turkey Jun	45.0	48.4					

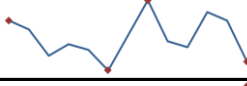
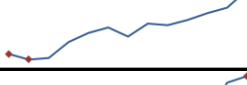

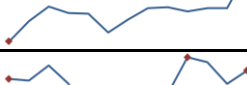
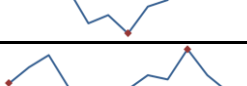
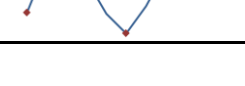


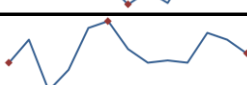
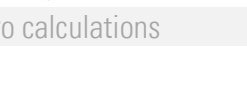
Source: Markit, TrendMacro calculations

China data: at a glance

Manufacturing				Services			
	Jun	Prev	13-month history		Jun	Prev	13-month history
China	49.5	49.5		China	50.5	51.1	
Prices paid	51.7	56.9					
Employment	48.1	48.1		Employment	45.8	46.2	
Orders	49.5	49.6		Orders	46.7	46.9	

Source: China Federation of Logistics and Purchasing, TrendMacro calculations

Asia data: at a glance

Manufacturing				Services			
	Last	Prev	13-mo history		Last	Prev	13-mo history
Hong Kong May	49.2	50.6					
Taiwan Jun	53.2	50.9					
S. Korea Jun	52.0	51.6					
Vietnam Jun	54.7	50.3					
India Jun	58.3	57.5		India Jun	60.5	60.2	
Indonesia Jun	50.7	52.1					
Malaysia Jun	49.9	50.2					
Thailand Jun	51.7	50.3					
Phillipines Jun	51.3	51.9					





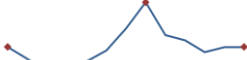
Source: Markit, Nikkei, TrendMacro calculations

Australia data: at a glance

Manufacturing	Jun	Prev	13-month history	Services	Jun	Prev	13-month history
Index	47.2	49.7		Index	51.0	52.5	


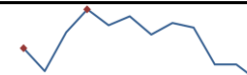
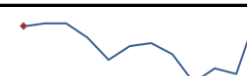
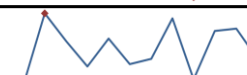
Source: Commonwealth Bank, TrendMacro calculations

Americas data: at a glance

Manufacturing	Last	Prev	13-mo history	Services	Last	Prev	13-mo history
Brazil Jun	52.5	52.1		Brazil Jun	54.8	55.3	
Mexico Jun	51.1	51.2					
Canada Jun	49.3	49.3					
Colombia Jun	49.8	49.8					

Source: Markit, TrendMacro calculations

Middle East/Africa data: at a glance

Manufacturing	Last	Prev	13-mo history
Saudi Arabia Jun	55.0	56.4	
UA Emirates Jun	54.6	55.3	
Egypt May	49.6	47.4	
S. Africa Jun	49.2	50.4	

Source: Markit, TrendMacro calculations