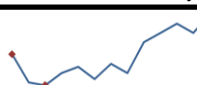
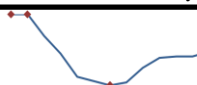
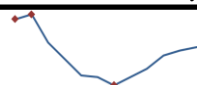


Data Insights: Global PMI



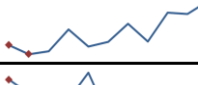



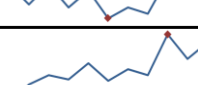

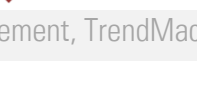

Wednesday, June 5, 2024

Worldwide aggregate data: at a glance *Indices not updated at time of publication are highlighted*

Manu	May	Prev	13-month history	Serv	Apr	Prev	13-month history	Comp	Apr	Prev	13-month history
Index	50.9	50.3		Index	52.7	52.4		Index	52.4	52.3	



Source: JPMorgan, TrendMacro calculations

US data: at a glance

Manufacturing	May	Prev	13-month history	Services	May	Prev	13-month history
Index	48.7	49.2		Index	53.8	49.4	
Prices paid	57.0	60.9		Prices paid	58.1	59.2	
Employment	51.1	48.6		Employment	47.1	45.9	
Inventories	47.9	48.2		Inventories	52.1	53.7	
Orders	45.4	49.1		Orders	54.1	52.2	

Source: Institute of Supply Management, TrendMacro calculations

Japan data: at a glance



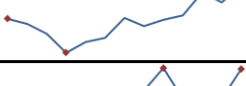
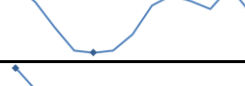

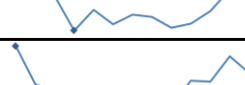
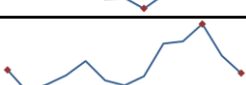

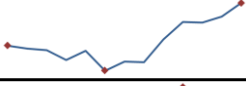
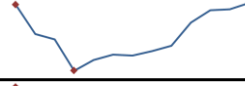

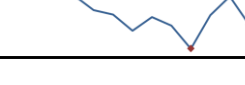

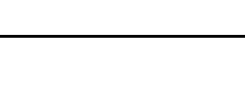
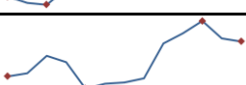


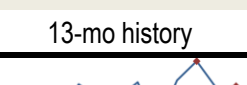
Manufacturing	May	Prev	13-month history	Services	May	Prev	13-month history
Index	50.4	49.6		Index	53.8	54.3	

Source: Markit/Nomura, TrendMacro calculations

For more information contact us:

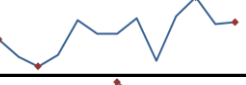



Donald Luskin: 214 550 2020 don@trendmacro.com
 Thomas Demas: 704 552 3625 tdemas@trendmacro.com

Europe data: at a glance

Manufacturing	Last	Prev	13-month history	Services	Last	Prev	13-month history
Eurozone May	47.3	45.7		Eurozone May	53.2	53.3	
UK May	51.2	49.1		UK May	52.9	55.0	
Germany May	45.4	42.5		Germany May	54.2	53.2	
France May	46.4	45.3		France May	49.3	51.3	
Italy May	45.6	47.3		Italy May	54.2	54.3	
Spain May	54.0	52.2		Spain May	56.9	56.2	
Ireland May	49.8	47.6		Ireland Apr	53.3	56.6	
Netherlands May	52.5	51.3					
Austria May	46.3	43.5					
Greece May	54.9	55.2					
Czech Rep May	46.1	44.7					

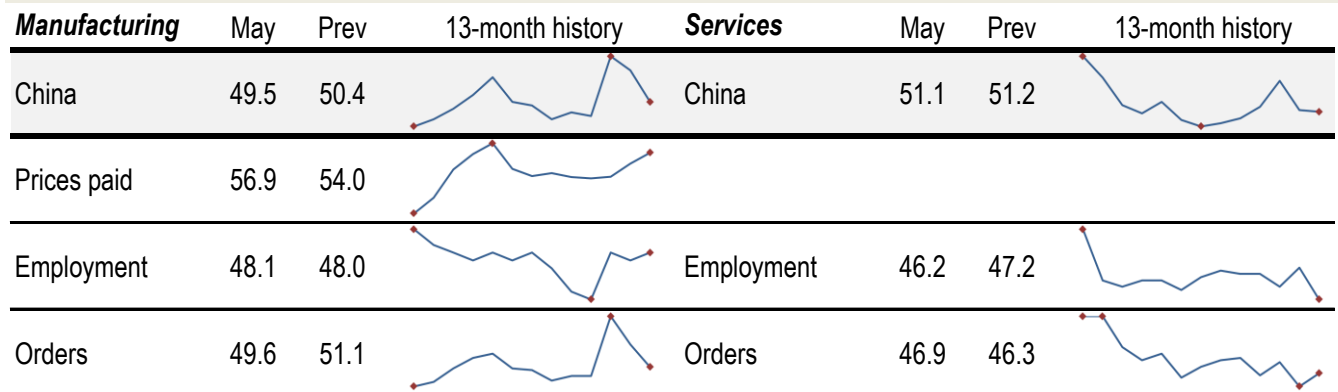
Source: Markit, Various TrendMacro calculations

Eastern Europe data: at a glance

Manufacturing	Last	Prev	13-mo history	Services	Last	Prev	13-mo history
Russia May	54.4	54.3		Russia May	49.8	50.5	
Poland May	45.0	48.4					
Turkey May	45.9	49.3					

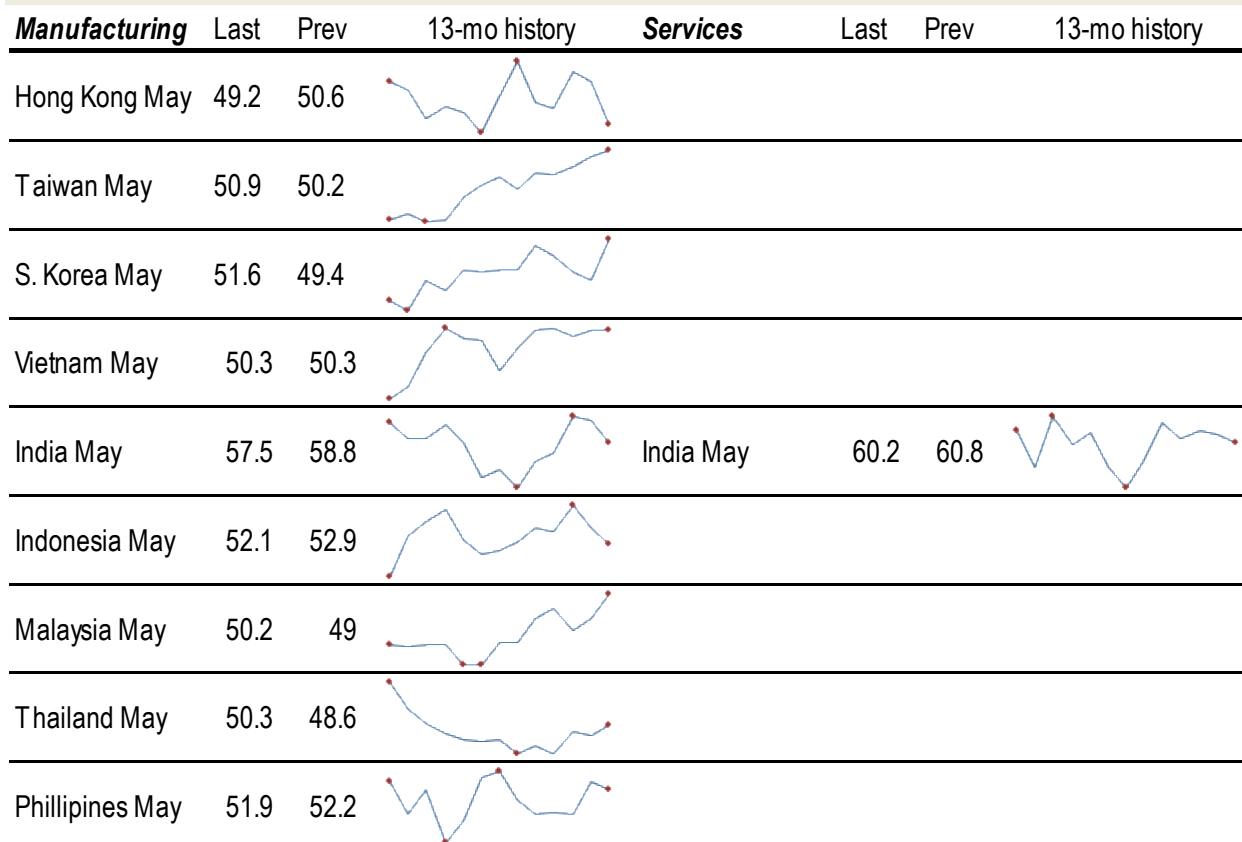
Source: Markit, TrendMacro calculations

China data: at a glance



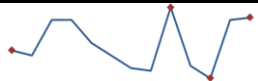

Source: China Federation of Logistics and Purchasing, TrendMacro calculations

Asia data: at a glance





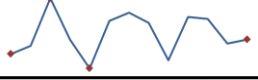
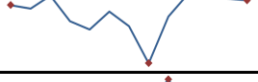

Source: Markit, Nikkei, TrendMacro calculations

Australia data: at a glance

Manufacturing	May	Prev	13-month history	Services	May	Prev	13-month history
Index	49.7	49.6		Index	52.5	53.6	



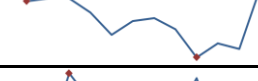

Source: Commonwealth Bank, TrendMacro calculations

Americas data: at a glance

Manufacturing	Last	Prev	13-mo history	Services	Last	Prev	13-mo history
Brazil May	52.1	55.9		Brazil May	55.3	53.7	
Mexico May	51.2	51.0					
Canada May	49.3	49.4					
Colombia May	49.8	49.2					

Source: Markit, TrendMacro calculations

Middle East/Africa data: at a glance

Manufacturing	Last	Prev	13-mo history
Saudi Arabia May	56.4	57.0	
UA Emirates May	55.3	55.3	
Egypt May	49.6	47.4	
S. Africa May	50.4	50.3	

Source: Markit, TrendMacro calculations