
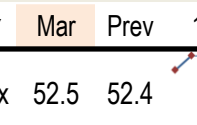



Data Insights: Global PMI



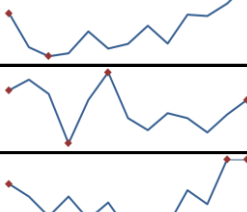
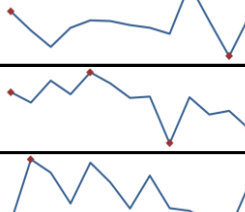
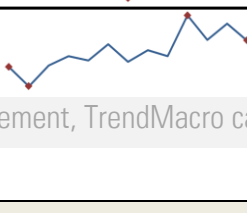
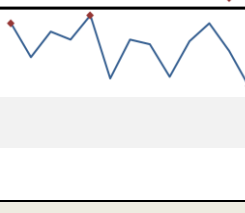
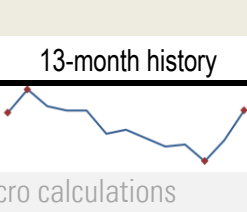
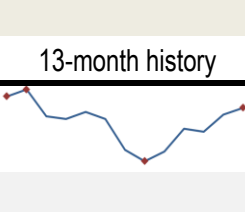


Friday, May 3, 2024

Worldwide aggregate data: at a glance *Indices not updated at time of publication are highlighted*

Manu	Apr	Prev	13-month history	Serv	Mar	Prev	13-month history	Comp	Mar	Prev	13-month history
Index	50.3	50.6		Index	52.5	52.4		Index	52.3	52.1	



Source: JPMorgan, TrendMacro calculations

US data: at a glance

Manufacturing	Apr	Prev	13-month history	Services	Apr	Prev	13-month history
Index	49.2	50.3		Index	49.4	51.4	
Prices paid	60.9	55.8		Prices paid	59.2	53.4	
Employment	48.6	47.4		Employment	45.9	48.5	
Inventories	48.2	48.2		Inventories	53.7	45.6	
Orders	49.1	51.4		Orders	52.2	54.4	

Source: Institute of Supply Management, TrendMacro calculations

Japan data: at a glance



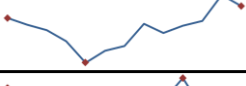
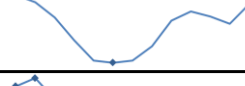

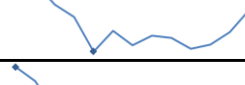
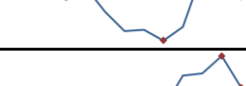
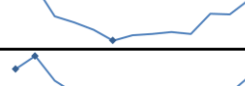
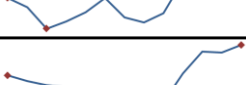
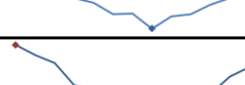
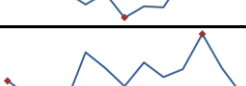
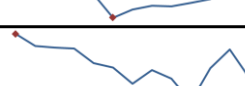


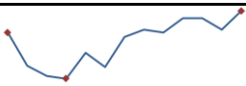
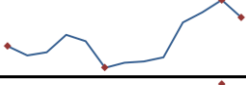


Manufacturing	Apr	Prev	13-month history	Services	Apr	Prev	13-month history
Index	49.6	48.2		Index	54.6	54.1	

Source: Markit/Nomura, TrendMacro calculations

For more information contact us:

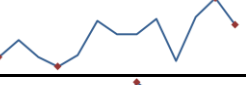
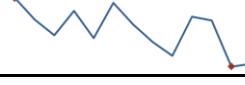
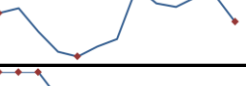

Donald Luskin: 214 550 2020 don@trendmacro.com
 Thomas Demas: 704 552 3625 tdemas@trendmacro.com

Europe data: at a glance

Manufacturing	Last	Prev	13-month history	Services	Last	Prev	13-month history
Eurozone Apr	45.7	46.1		Eurozone Apr	52.9	51.5	
UK Apr	49.1	50.3		UK Apr	55.0	53.1	
Germany Apr	42.5	41.9		Germany Apr	53.3	50.1	
France Apr	45.3	46.2		France Apr	50.5	48.3	
Italy Apr	47.3	50.4		Italy Mar	54.6	52.2	
Spain Apr	52.2	51.4		Spain Mar	56.1	54.7	
Ireland Apr	47.6	49.6		Ireland Apr	53.3	56.6	
Netherlands Apr	51.3	49.7					
Austria Apr	43.5	42.2					
Greece Apr	55.2	56.9					
Czech Rep Apr	44.7	46.2					

Source: Markit, Various TrendMacro calculations

Eastern Europe data: at a glance

Manufacturing	Last	Prev	13-mo history	Services	Last	Prev	13-mo history
Russia Apr	54.3	55.7		Russia Mar	51.4	51.1	
Poland Apr	45.9	49.3					
Turkey Apr	48.0	50.0					

Source: Markit, TrendMacro calculations

China data: at a glance

Manufacturing	Apr	Prev	13-month history	Services	Apr	Prev	13-month history
China	50.4	50.8		China	51.2	53.0	
Prices paid	54.0	50.5					
Employment	48.0	48.1		Employment	47.2	46.6	
Orders	51.1	53.0		Orders	46.3	47.4	

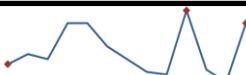

Source: China Federation of Logistics and Purchasing, TrendMacro calculations

Asia data: at a glance

Manufacturing	Last	Prev	13-mo history	Services	Last	Prev	13-mo history
Hong Kong Mar	50.9	49.7					
Taiwan Apr	50.2	49.3					
S. Korea Apr	49.4	49.8					
Vietnam Apr	50.3	49.9					
India Apr	58.8	59.1		India Apr	61.7	61.2	
Indonesia Apr	52.9	54.2					
Malaysia Apr	49	48.4					
Thailand Apr	48.6	49.1					
Phillipines Apr	52.2	50.9					





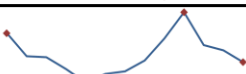
Source: Markit, Nikkei, TrendMacro calculations

Australia data: at a glance

Manufacturing	Apr	Prev	13-month history	Services	Apr	Prev	13-month history
Index	49.6	47.3		Index	53.6	54.4	


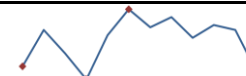
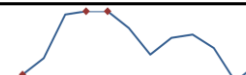
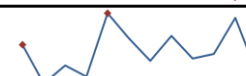
Source: Commonwealth Bank, TrendMacro calculations

Americas data: at a glance

Manufacturing	Last	Prev	13-mo history	Services	Last	Prev	13-mo history
Brazil Apr	55.9	53.6		Brazil Mar	54.8	54.6	
Mexico Apr	51.0	52.2					
Canada Apr	49.4	49.8					
Colombia Apr	49.2	50.6					

Source: Markit, TrendMacro calculations

Middle East/Africa data: at a glance

Manufacturing	Last	Prev	13-mo history
Saudi Arabia Mar	57.0	57.2	
UA Emirates Apr	55.3	56.9	
Egypt Mar	47.6	47.1	
S. Africa Mar	48.4	50.8	

Source: Markit, TrendMacro calculations