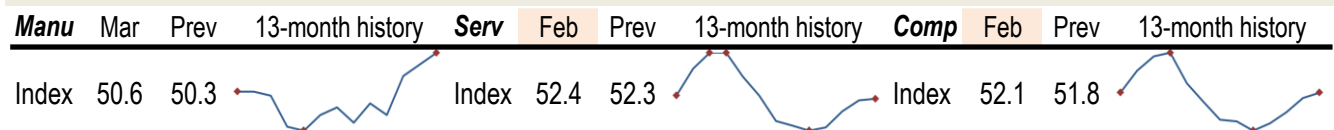


## Data Insights: Global PMI

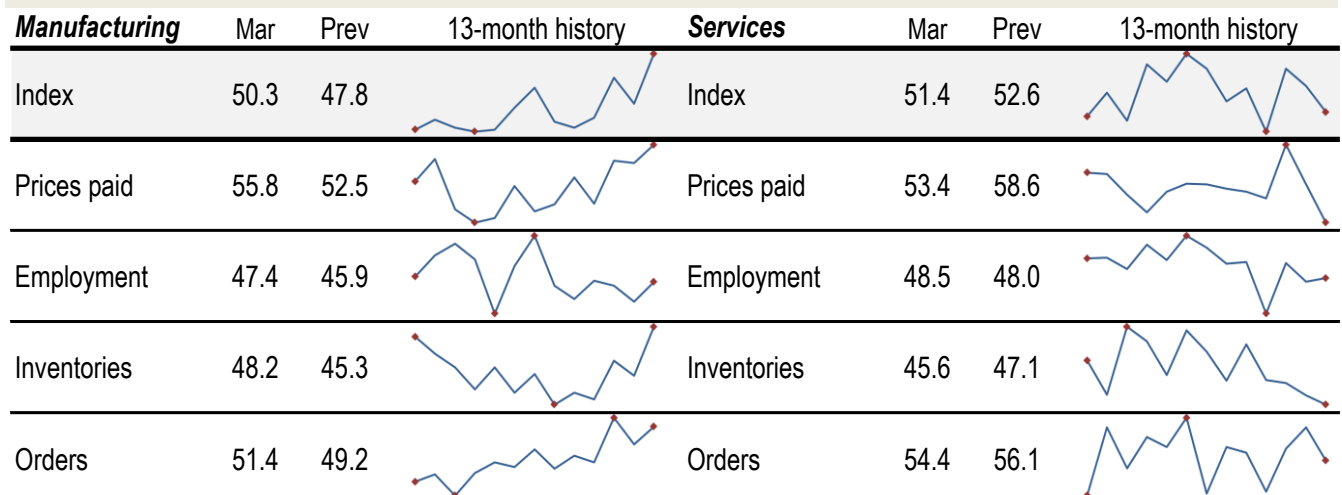
Wednesday, April 3, 2024

### Worldwide aggregate data: at a glance *Indices not updated at time of publication are highlighted*



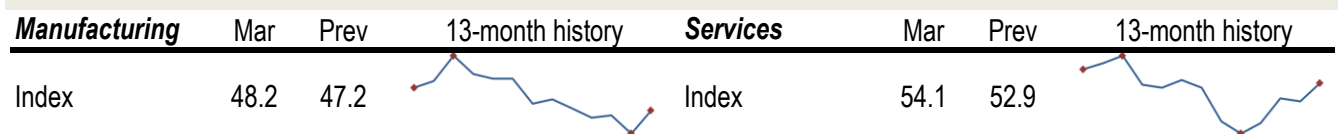
Source: JPMorgan, TrendMacro calculations

### US data: at a glance



Source: Institute of Supply Management, TrendMacro calculations

### Japan data: at a glance



Source: Markit/Nomura, TrendMacro calculations

### For more information contact us:

Donald Luskin: 214 550 2020 [don@trendmacro.com](mailto:don@trendmacro.com)  
Thomas Demas: 704 552 3625 [tdemas@trendmacro.com](mailto:tdemas@trendmacro.com)

## Europe data: at a glance

<b>Manufacturing</b>	Last	Prev	13-month history	<b>Services</b>	Last	Prev	13-month history
Eurozone Mar	46.1	46.5		Eurozone Mar	51.1	50.2	
UK Mar	50.3	47.5		UK Mar	53.4	53.8	
Germany Mar	41.9	42.5		Germany Mar	49.8	48.3	
France Mar	46.2	47.1		France Mar	47.8	48.4	
Italy Mar	50.4	48.7		Italy Feb	52.2	51.2	
Spain Mar	51.4	51.5		Spain Feb	54.7	52.1	
Ireland Mar	49.6	52.2		Ireland Feb	54.4	50.5	
Netherlands Mar	49.7	49.3					
Austria Mar	42.2	43.0					
Greece Mar	56.9	55.7					
Czech Rep Mar	46.2	44.3					

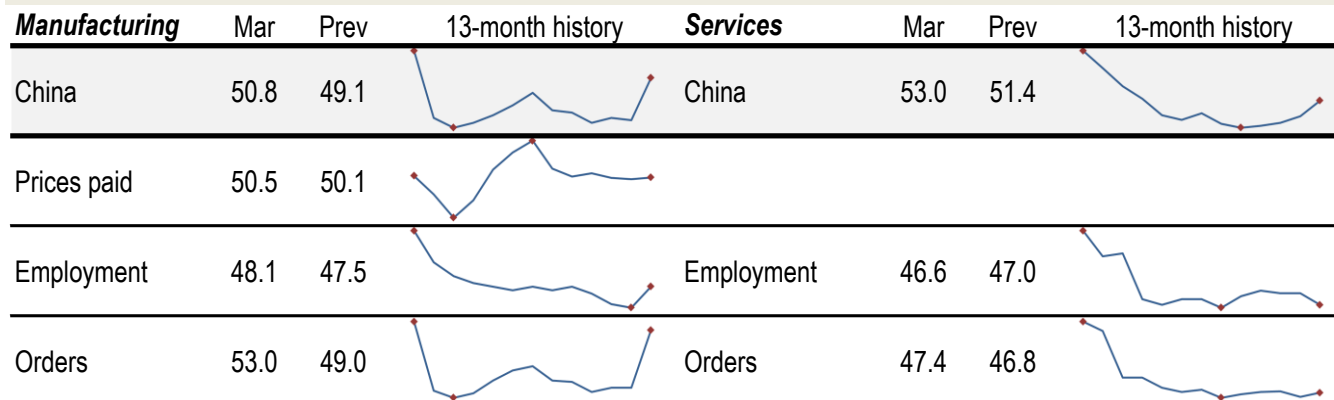
Source: Markit, Various TrendMacro calculations

## Eastern Europe data: at a glance

<b>Manufacturing</b>	Last	Prev	13-mo history	<b>Services</b>	Last	Prev	13-mo history
Russia Mar	55.7	54.7		Russia Mar	51.4	51.1	
Poland Mar	48.0	50.0					
Turkey Mar	47.9	50.2					

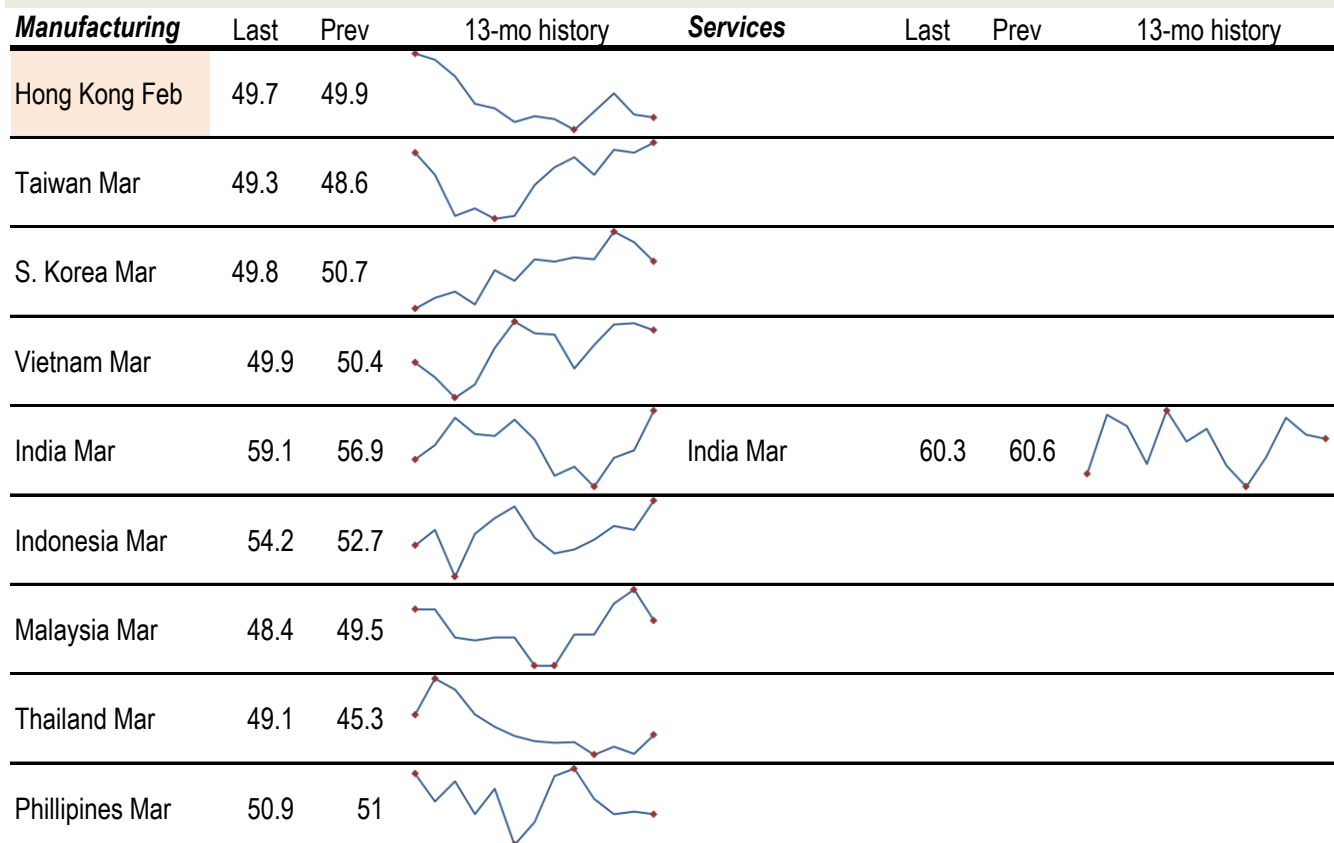
Source: Markit, TrendMacro calculations

## China data: at a glance





Source: China Federation of Logistics and Purchasing, TrendMacro calculations

## Asia data: at a glance



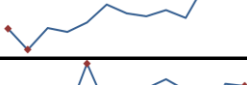
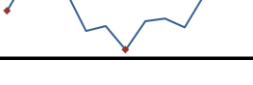
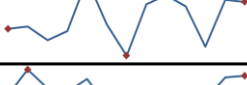
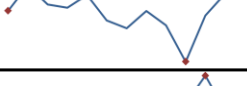

Source: Markit, Nikkei, TrendMacro calculations

## Australia data: at a glance

<b>Manufacturing</b>	Mar	Prev	13-month history	<b>Services</b>	Mar	Prev	13-month history
Index	47.3	47.8		Index	53.5	53.1	


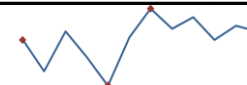
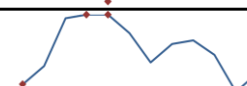

Source: Commonwealth Bank, TrendMacro calculations

## Americas data: at a glance

<b>Manufacturing</b>	Last	Prev	13-mo history	<b>Services</b>	Last	Prev	13-mo history
Brazil Mar	53.6	54.1		Brazil Mar	54.8	54.6	
Mexico Mar	52.2	52.3					
Canada Mar	49.8	49.7					
Colombia Mar	50.6	51.2					

Source: Markit, TrendMacro calculations

## Middle East/Africa data: at a glance

<b>Manufacturing</b>	Last	Prev	13-mo history
Saudi Arabia Mar	57.0	57.2	
UA Emirates Mar	56.9	57.1	
Egypt Mar	47.6	47.1	
S. Africa Feb	50.8	49.2	

Source: Markit, TrendMacro calculations