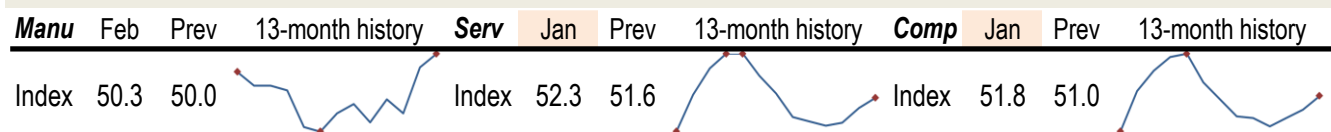


## Data Insights: Global PMI

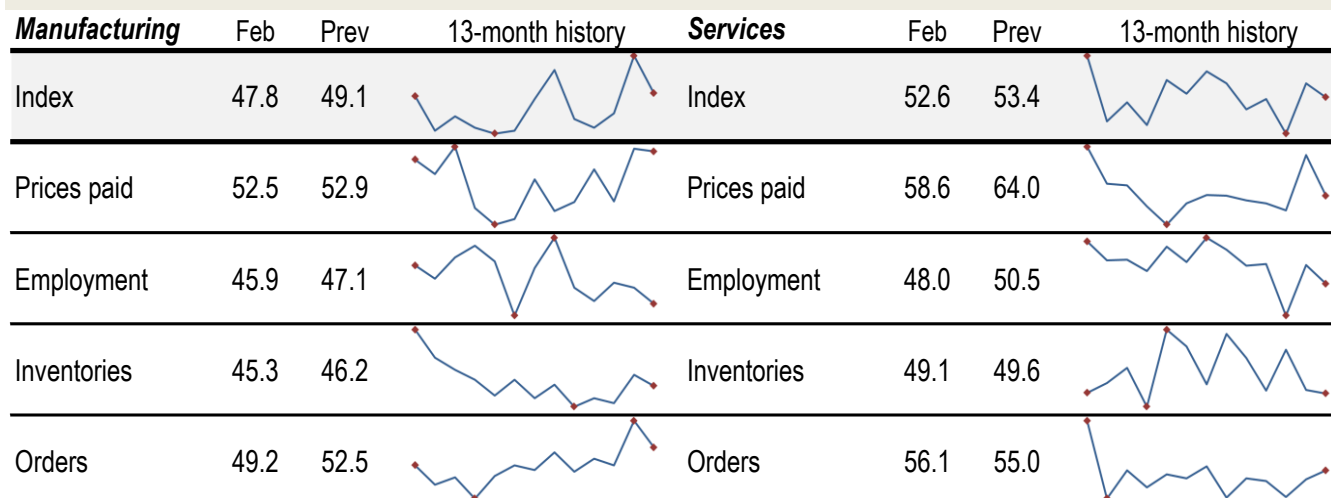
Tuesday, March 5, 2024

### Worldwide aggregate data: at a glance *Indices not updated at time of publication are highlighted*



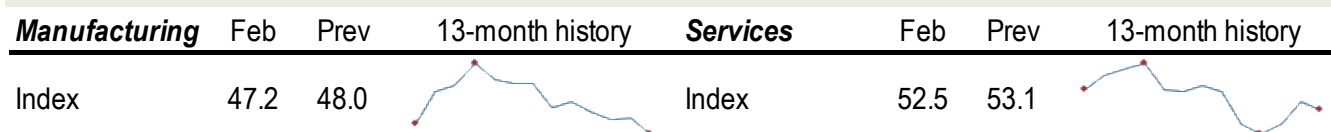
Source: JPMorgan, TrendMacro calculations

### US data: at a glance



Source: Institute of Supply Management, TrendMacro calculations

### Japan data: at a glance



Source: Markit/Nomura, TrendMacro calculations

#### For more information contact us:

Donald Luskin: 214 550 2020 [don@trendmacro.com](mailto:don@trendmacro.com)  
 Thomas Demas: 704 552 3625 [tdemas@trendmacro.com](mailto:tdemas@trendmacro.com)

## Europe data: at a glance

<b>Manufacturing</b>	Last	Prev	13-month history	<b>Services</b>	Last	Prev	13-month history
Eurozone Feb	46.5	46.6		Eurozone Feb	50.2	48.4	
UK Feb	47.5	47.0		UK Feb	53.8	54.3	
Germany Feb	42.5	45.5		Germany Feb	48.3	47.7	
France Feb	47.1	43.1		France Feb	48.4	45.4	
Italy Feb	48.7	48.5		Italy Feb	52.2	51.2	
Spain Feb	51.5	49.2		Spain Feb	54.7	52.1	
Ireland Feb	52.2	49.5		Ireland Feb	54.4	50.5	
Netherlands Feb	49.3	48.9					
Austria Feb	43.0	43.0					
Greece Feb	55.7	54.7					
Czech Rep Feb	44.3	43.0					

Source: Markit, Various TrendMacro calculations

## Eastern Europe data: at a glance

<b>Manufacturing</b>	Last	Prev	13-mo history	<b>Services</b>	Last	Prev	13-mo history
Russia Feb	54.7	52.4		Russia Feb	51.1	55.8	
Poland Feb	47.9	50.2					
Turkey Feb	47.1	49.2					

Source: Markit, TrendMacro calculations

## China data: at a glance

<b>Manufacturing</b>				<b>Services</b>			
	Feb	Prev	13-month history		Feb	Prev	13-month history
China	49.1	49.2		China	51.4	50.7	
Prices paid	50.1	50.4					
Employment	47.5	47.6		Employment	47.0	47.0	
Orders	49.0	49.0		Orders	46.8	47.6	

Source: China Federation of Logistics and Purchasing, TrendMacro calculations

## Asia data: at a glance

<b>Manufacturing</b>				<b>Services</b>			
	Last	Prev	13-mo history		Last	Prev	13-mo history
Hong Kong Feb	49.7	49.9					
Taiwan Feb	48.6	48.8					
S. Korea Feb	50.7	51.2					
Vietnam Feb	50.4	50.3					
India Feb	56.9	56.5		India Feb	60.6	61.8	
Indonesia Feb	52.7	52.9					
Malaysia Feb	49.5	49					
Thailand Feb	45.3	46.7					
Phillipines Feb	51	50.9					

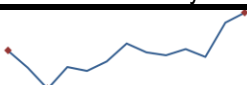

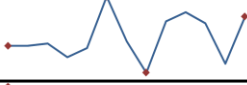
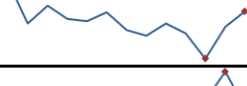

Source: Markit, Nikkei, TrendMacro calculations

## Australia data: at a glance

<b>Manufacturing</b>	Feb	Prev	13-month history	<b>Services</b>	Feb	Prev	13-month history
Index	47.8	50.1		Index	53.1	49.1	

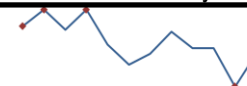
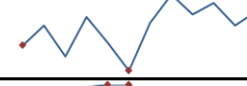


Source: Commonwealth Bank, TrendMacro calculations

## Americas data: at a glance

<b>Manufacturing</b>	Last	Prev	13-mo history	<b>Services</b>	Last	Prev	13-mo history
Brazil Feb	54.1	52.8		Brazil Feb	54.6	53.1	
Mexico Feb	52.3	50.2					
Canada Feb	49.7	48.3					
Colombia Feb	51.2	55.1					

Source: Markit, TrendMacro calculations

## Middle East/Africa data: at a glance

<b>Manufacturing</b>	Last	Prev	13-mo history
Saudi Arabia Feb	57.2	55.4	
UA Emirates Feb	57.1	56.6	
Egypt Feb	47.1	48.1	
S. Africa Feb	50.8	49.2	

Source: Markit, TrendMacro calculations