
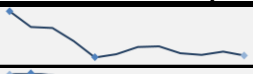

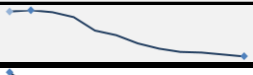

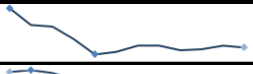

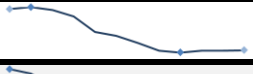











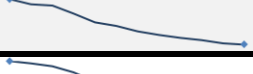



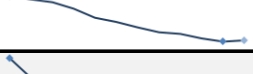









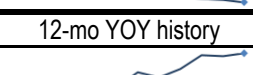

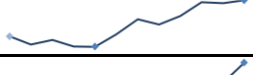




Data Insights: Unconventional Consumer Price Indices

Tuesday, February 13, 2024

Today's unconventional CPI data: what you need to know

	12-mo YOY	3-mo ann	1-mo ann	12 / 3 / 1-mo	12-mo YOY history
All items	+3.09%	+2.83%	+3.73%		
Core	+3.86%	+3.97%	+4.81%		
All items NSA	+3.09%	+0.97%	+6.74%		
Core NSA	+3.86%	+2.91%	+6.81%		
PCE deflator Dec	+2.60%	+0.51%	+2.03%		
Core PCE deflator Dec	+2.93%	+1.52%	+2.08%		
Median PCE Dec	+3.83%	+2.83%	+2.64%		
Trimmed mean PCE Dec	+3.29%	+2.29%	+2.56%		
Median CPI	+4.85%	+5.27%	+6.54%		
Trimmed mean CPI	+3.67%	+4.12%	+5.81%		
Sticky CPI	+4.61%	+4.79%	+6.65%		
Sticky core CPI	+4.60%	+4.82%	+6.77%		
Flexible CPI	-0.88%	-2.56%	-4.56%		
Flexible core CPI	-0.20%	-0.75%	-6.31%		
Truflation daily update	+2.12%	-3.25%	+0.81%		
Adobe Digital Index Jan	-5.55%	+0.10%	+18.33%		
Underlying prices Sep	+2.15%				
Underlying, all Sep	+2.87%				
	YOY change	3-mo	1-mo	12 / 3 / 1-mo	12-mo YOY history
ISM Manu prices paid	+8	+8	+8		
ISM Services prices paid	-3	+6	+7		

Source: BLS, BEA, ISM, Cleveland Fed, Atlanta Fed, New York Fed, Dallas Fed, Truflation, Adobe, TrendMacro calculations