
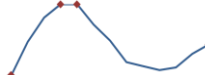
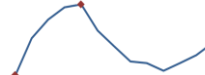


Data Insights: Global PMI






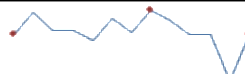
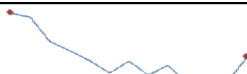
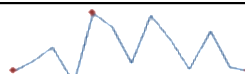
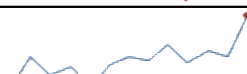

Monday, February 5, 2024

Worldwide aggregate data: at a glance *Indices not updated at time of publication are highlighted*

Manu	Jan	Prev	13-month history	Serv	Jan	Prev	13-month history	Comp	Jan	Prev	13-month history
Index	50.0	49.0		Index	52.3	51.6		Index	51.8	51.0	



Source: JPMorgan, TrendMacro calculations

US data: at a glance

Manufacturing	Jan	Prev	13-month history	Services	Jan	Prev	13-month history
Index	49.1	47.1		Index	53.4	50.5	
Prices paid	52.9	45.2		Prices paid	64.0	56.7	
Employment	47.1	47.5		Employment	50.5	43.8	
Inventories	46.2	43.9		Inventories	49.1	49.6	
Orders	52.5	47.0		Orders	55.0	52.8	

Source: Institute of Supply Management, TrendMacro calculations

Japan data: at a glance

Manufacturing	Jan	Prev	13-month history	Services	Jan	Prev	13-month history
Index	48.0	47.9		Index	53.1	51.5	

Source: Markit/Nomura, TrendMacro calculations

For more information contact us:

Donald Luskin: 214 550 2020 don@trendmacro.com
 Thomas Demas: 704 552 3625 tdemas@trendmacro.com

Europe data: at a glance

Manufacturing			13-month history	Services			13-month history
	Last	Prev			Last	Prev	
Eurozone Jan	46.6	44.4		Eurozone Jan	48.4	48.8	
UK Jan	47.0	46.2		UK Jan	54.3	53.4	
Germany Jan	45.5	43.3		Germany Jan	47.7	49.3	
France Jan	43.1	42.1		France Jan	45.4	45.7	
Italy Jan	48.5	45.3		Italy Jan	51.2	49.8	
Spain Jan	49.2	46.2		Spain Jan	52.1	51.5	
Ireland Jan	49.5	48.9		Ireland Dec	53.2	54.2	
Netherlands Jan	48.9	44.8					
Austria Jan	43.0	42.0					
Greece Jan	54.7	51.3					
Czech Rep Jan	43.0	41.8					

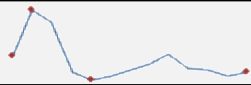

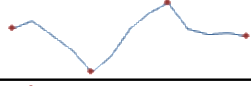
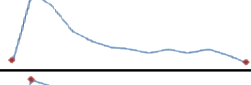
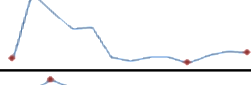


Source: Markit, Various TrendMacro calculations

Eastern Europe data: at a glance

Manufacturing			13-mo history	Services			13-mo history
	Last	Prev			Last	Prev	
Russia Jan	52.4	54.6		Russia Jan	55.8	56.2	
Poland Jan	47.1	49.2					
Turkey Jan	47.4	47.4					


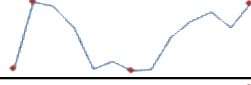
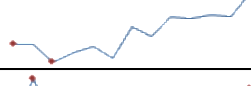
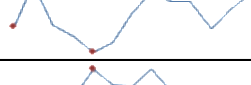


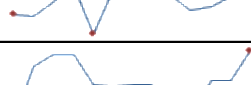


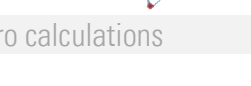
Source: Markit, TrendMacro calculations

China data: at a glance

Manufacturing				Services			
	Jan	Prev	13-month history		Jan	Prev	13-month history
China	49.2	49.0		China	50.7	50.4	
Prices paid	50.4	51.5					
Employment	47.6	47.9		Employment	47.0	47.1	
Orders	49.0	48.7		Orders	47.6	47.5	


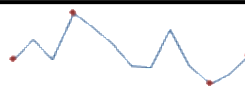
Source: China Federation of Logistics and Purchasing, TrendMacro calculations

Asia data: at a glance

Manufacturing				Services			
	Last	Prev	13-mo history		Last	Prev	13-mo history
Hong Kong Jan	49.9	51.3					
Taiwan Jan	48.8	47.1					
S. Korea Jan	51.2	49.9					
Vietnam Jan	50.3	48.9					
India Jan	56.5	54.9		India Jan	61.8	59	
Indonesia Jan	52.9	52.2					
Malaysia Jan	49	47.9					
Thailand Jan	46.7	45.1					
Phillipines Jan	50.9	51.5					

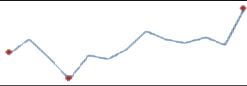
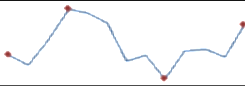
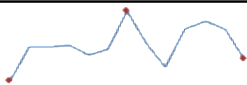
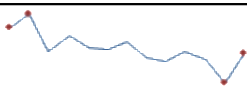
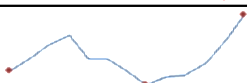
Source: Markit, Nikkei, TrendMacro calculations

Australia data: at a glance

Manufacturing	Jan	Prev	13-month history	Services	Jan	Prev	13-month history
Index	50.1	47.6		Index	49.1	47.1	

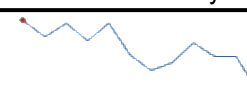
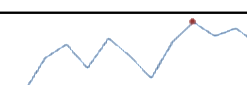
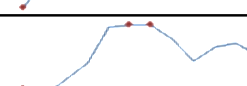

Source: Commonwealth Bank, TrendMacro calculations

Americas data: at a glance

Manufacturing	Last	Prev	13-mo history	Services	Last	Prev	13-mo history
Brazil Jan	52.8	48.4		Brazil Jan	53.1	50.5	
Mexico Jan	50.2	52.0					
Canada Jan	48.3	45.4					
Colombia Jan	55.1	52					

Source: Markit, TrendMacro calculations

Middle East/Africa data: at a glance

Manufacturing	Last	Prev	13-mo history
Saudi Arabia Jan	55.4	57.5	
UA Emirates Jan	56.6	57.4	
Egypt Jan	48.1	48.5	
S. Africa Jan	49.2	49.0	

Source: Markit, TrendMacro calculations