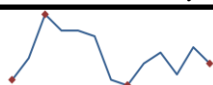
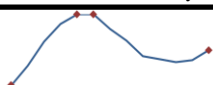
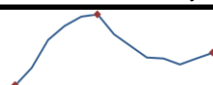


Data Insights: Global PMI



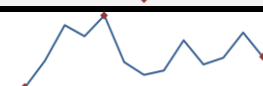
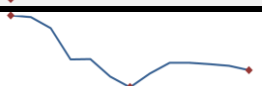
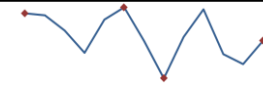





Friday, January 5, 2024

Worldwide aggregate data: at a glance *Indices not updated at time of publication are highlighted*

Manu	Dec	Prev	13-month history	Serv	Dec	Prev	13-month history	Comp	Dec	Prev	13-month history
Index	49.0	49.3		Index	51.6	50.6		Index	51.0	50.5	

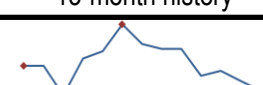
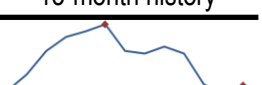
Source: JPMorgan, TrendMacro calculations

US data: at a glance

Manufacturing	Dec	Prev	13-month history	Services	Dec	Prev	13-month history
Index	47.4	46.7		Index	50.6	52.7	
Prices paid	45.2	49.9		Prices paid	57.4	58.3	
Employment	48.1	45.8		Employment	43.3	50.7	
Inventories	44.3	44.8		Inventories	49.6	55.4	
Orders	47.1	48.3		Orders	52.8	55.5	

Source: Institute of Supply Management, TrendMacro calculations

Japan data: at a glance



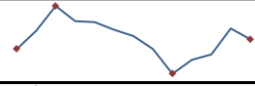
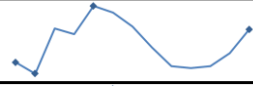
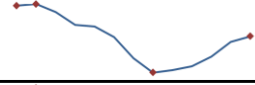
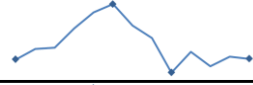
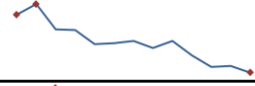
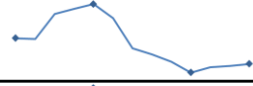
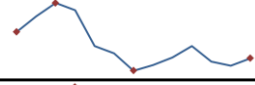
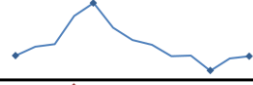
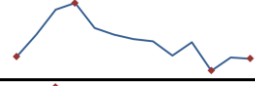
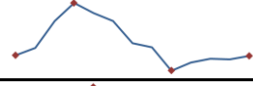
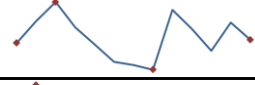
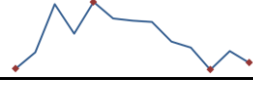
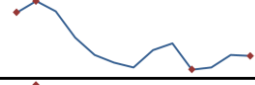
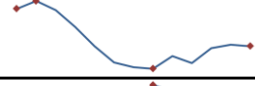
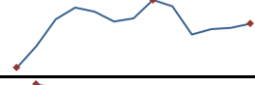

Manufacturing	Dec	Prev	13-month history	Services	Dec	Prev	13-month history
Index	47.9	48.3		Index	51.5	50.8	

Source: Markit/Nomura, TrendMacro calculations

For more information contact us:



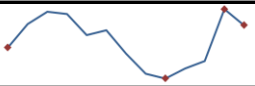
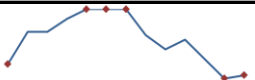
Donald Luskin: 214 550 2020 don@trendmacro.com
 Thomas Demas: 704 552 3625 tdemas@trendmacro.com

Europe data: at a glance

Manufacturing	Last	Prev	13-month history	Services	Last	Prev	13-month history
Eurozone Dec	44.4	44.2		Eurozone Dec	48.8	48.7	
UK Dec	46.2	47.2		UK Dec	53.4	50.9	
Germany Dec	43.3	42.6		Germany Dec	49.3	49.6	
France Dec	42.1	42.9		France Dec	45.7	45.4	
Italy Dec	45.3	44.4		Italy Dec	49.8	49.5	
Spain Dec	46.2	46.3		Spain Dec	51.5	51.0	
Ireland Dec	48.9	50.0		Ireland Dec	53.2	54.2	
Netherlands Dec	44.8	44.9					
Austria Dec	42.0	42.2					
Greece Dec	51.3	50.9					
Czech Rep Dec	41.8	43.2					

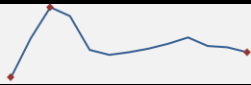
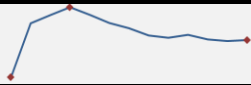

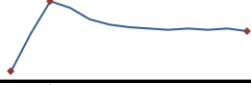
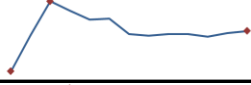


Source: Markit, Various TrendMacro calculations

Eastern Europe data: at a glance

Manufacturing	Last	Prev	13-mo history	Services	Last	Prev	13-mo history
Russia Dec	54.6	53.8		Russia Dec	56.2	52.2	
Poland Dec	47.4	47.4					
Turkey Dec	48.7	47.2					


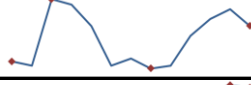
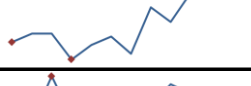
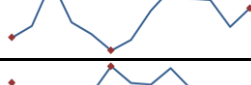

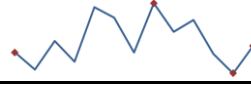
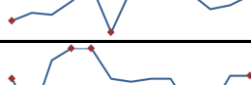
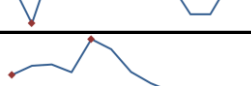


Source: Markit, TrendMacro calculations

China data: at a glance

Manufacturing	Dec	Prev	13-month history	Services	Dec	Prev	13-month history
China	49.0	49.4		China	50.4	50.2	
Prices paid	51.5	50.7					
Employment	47.9	48.1		Employment	47.1	46.9	
Orders	48.7	49.4		Orders	47.5	47.2	


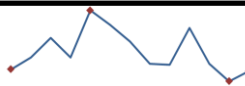
Source: China Federation of Logistics and Purchasing, TrendMacro calculations

Asia data: at a glance

Manufacturing	Last	Prev	13-mo history	Services	Last	Prev	13-mo history
Hong Kong Dec	51.3	50.1					
Taiwan Dec	47.1	48.3					
S. Korea Dec	49.9	50.0					
Vietnam Dec	48.9	47.3					
India Dec	54.9	56		India Dec	59	56.9	
Indonesia Dec	52.2	51.7					
Malaysia Dec	47.9	47.9					
Thailand Dec	45.1	47.6					
Phillipines Dec	51.5	52.7					


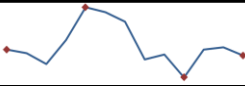

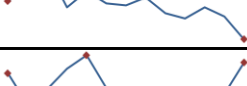

Source: Markit, Nikkei, TrendMacro calculations

Australia data: at a glance

Manufacturing	Dec	Prev	13-month history	Services	Dec	Prev	13-month history
Index	47.6	47.7		Index	47.1	46.0	

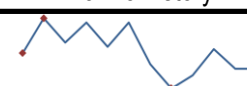
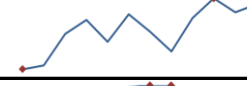


Source: Commonwealth Bank, TrendMacro calculations

Americas data: at a glance

Manufacturing	Last	Prev	13-mo history	Services	Last	Prev	13-mo history
Brazil Dec	48.4	49.4		Brazil Dec	50.5	51.2	
Mexico Dec	52.0	52.5					
Canada Dec	45.4	47.7					
Colombia Dec	52	49.4					

Source: Markit, TrendMacro calculations

Middle East/Africa data: at a glance

Manufacturing	Last	Prev	13-mo history
Saudi Arabia Dec	57.5	57.5	
UA Emirates Dec	57.4	57.0	
Egypt Dec	48.5	48.4	
S. Africa Dec	49.0	50.0	

Source: Markit, TrendMacro calculations