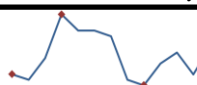
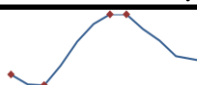
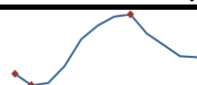


## Data Insights: Global PMI



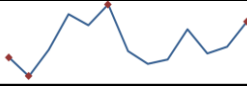

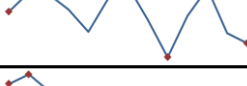
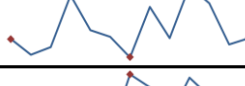




Tuesday, December 5, 2023

### Worldwide aggregate data: at a glance *Indices not updated at time of publication are highlighted*

<b>Manu</b>	Nov	Prev	13-month history	<b>Serv</b>	Oct	Prev	13-month history	<b>Comp</b>	Oct	Prev	13-month history
Index	49.3	48.8		Index	50.4	50.7		Index	50.0	50.5	

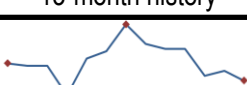
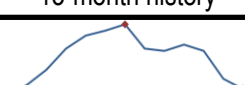
Source: JPMorgan, TrendMacro calculations

### US data: at a glance

<b>Manufacturing</b>	Nov	Prev	13-month history	<b>Services</b>	Nov	Prev	13-month history
Index	46.7	46.7		Index	52.7	51.8	
Prices paid	49.9	45.1		Prices paid	58.3	58.6	
Employment	45.8	46.8		Employment	50.7	50.2	
Inventories	44.8	43.3		Inventories	55.4	49.5	
Orders	48.3	45.5		Orders	55.5	55.5	

Source: Institute of Supply Management, TrendMacro calculations

### Japan data: at a glance

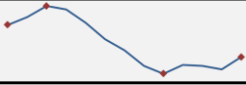
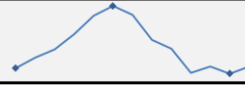
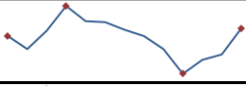
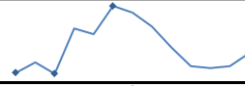
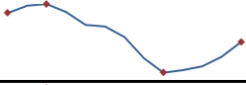
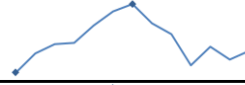
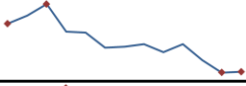
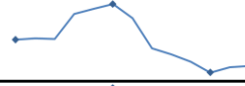
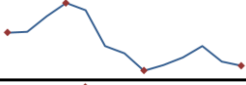
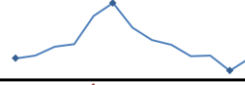
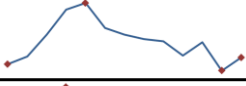
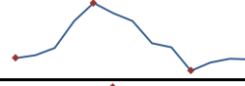
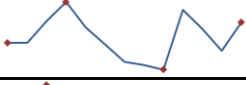
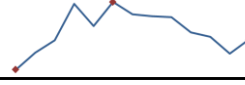
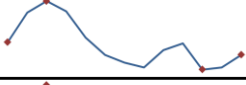
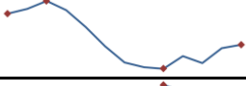
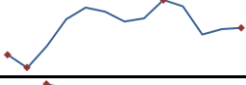

<b>Manufacturing</b>	Nov	Prev	13-month history	<b>Services</b>	Nov	Prev	13-month history
Index	48.3	48.7		Index	50.8	51.6	

Source: Markit/Nomura, TrendMacro calculations

### For more information contact us:


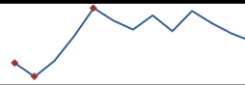

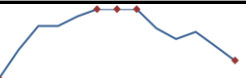
Donald Luskin: 214 550 2020 [don@trendmacro.com](mailto:don@trendmacro.com)  
 Thomas Demas: 704 552 3625 [tdemas@trendmacro.com](mailto:tdemas@trendmacro.com)

## Europe data: at a glance

<b>Manufacturing</b>	Last	Prev	13-month history	<b>Services</b>	Last	Prev	13-month history
Eurozone Nov	44.2	43.1		Eurozone Nov	48.7	47.8	
UK Nov	47.2	44.8		UK Nov	50.9	49.5	
Germany Nov	42.6	40.8		Germany Nov	49.6	48.2	
France Nov	42.9	42.8		France Nov	45.4	45.2	
Italy Nov	44.4	44.9		Italy Nov	49.5	47.7	
Spain Nov	46.3	45.1		Spain Nov	51.0	51.1	
Ireland Nov	50.0	48.2		Ireland Nov	54.2	52.6	
Netherlands Nov	44.9	43.8					
Austria Nov	42.2	41.7					
Greece Nov	50.9	50.8					
Czech Rep Nov	43.2	42.0					


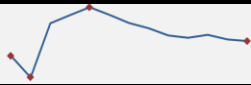
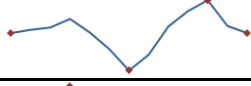

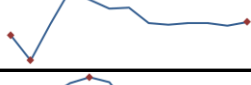


Source: Markit, Various TrendMacro calculations

## Eastern Europe data: at a glance

<b>Manufacturing</b>	Last	Prev	13-mo history	<b>Services</b>	Last	Prev	13-mo history
Russia Nov	53.8	53.8		Russia Nov	52.2	53.6	
Poland Nov	48.7	47.2					
Turkey Nov	44.5	48.4					

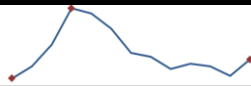
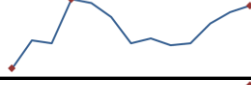
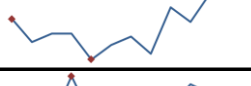
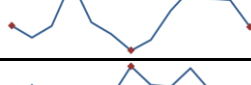


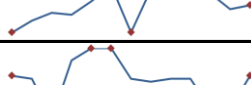
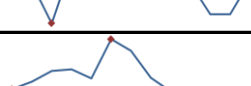
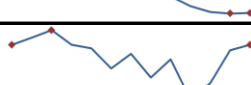

Source: Markit, TrendMacro calculations

## China data: at a glance

<b>Manufacturing</b>	Nov	Prev	13-month history	<b>Services</b>	Nov	Prev	13-month history
China	49.4	49.5		China	50.2	50.6	
Prices paid	50.7	52.6					
Employment	48.1	48.0		Employment	46.9	46.5	
Orders	49.4	49.5		Orders	47.2	46.7	

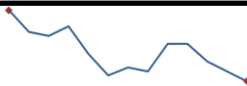
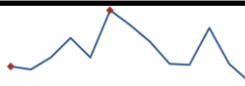
Source: China Federation of Logistics and Purchasing, TrendMacro calculations

## Asia data: at a glance

<b>Manufacturing</b>	Last	Prev	13-mo history	<b>Services</b>	Last	Prev	13-mo history
Hong Kong Nov	50.1	48.9					
Taiwan Nov	48.3	47.6					
S. Korea Nov	50.0	49.8					
Vietnam Nov	47.3	49.6					
India Nov	56	55.5		India Nov	56.9	58.4	
Indonesia Nov	51.7	51.5					
Malaysia Nov	47.9	46.8					
Thailand Nov	47.6	47.5					
Phillipines Nov	52.7	52.4					


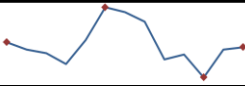

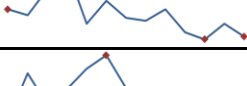

Source: Markit, Nikkei, TrendMacro calculations

## Australia data: at a glance

<b>Manufacturing</b>	Nov	Prev	13-month history	<b>Services</b>	Nov	Prev	13-month history
Index	47.7	48.2		Index	46.0	47.9	





Source: Commonwealth Bank, TrendMacro calculations

## Americas data: at a glance

<b>Manufacturing</b>	Last	Prev	13-mo history	<b>Services</b>	Last	Prev	13-mo history
Brazil Nov	49.4	48.6		Brazil Nov	51.2	51.0	
Mexico Nov	52.5	52.1					
Canada Nov	47.7	48.6					
Colombia Nov	49.4	48.1					

Source: Markit, TrendMacro calculations

## Middle East/Africa data: at a glance

<b>Manufacturing</b>	Last	Prev	13-mo history
Saudi Arabia Nov	57.5	58.4	
UA Emirates Oct	57.7	56.7	
Egypt Nov	48.4	47.9	
S. Africa Nov	50.0	48.9	

Source: Markit, TrendMacro calculations