
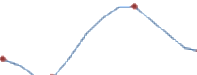
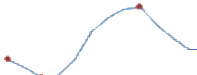


Data Insights: Global PMI



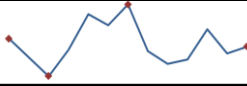

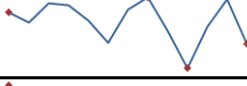
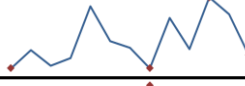
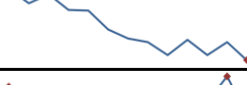
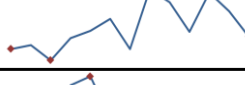


Friday, November 3, 2023

Worldwide aggregate data: at a glance *Indices not updated at time of publication are highlighted*

Manu	Oct	Prev	13-month history	Serv	Sep	Prev	13-month history	Comp	Sep	Prev	13-month history
Index	48.8	49.2		Index	50.8	51.1		Index	50.5	50.6	

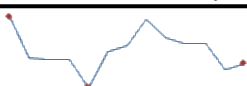
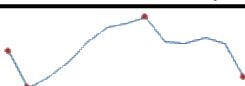
Source: JPMorgan, TrendMacro calculations

US data: at a glance

Manufacturing	Oct	Prev	13-month history	Services	Oct	Prev	13-month history
Index	46.7	49.0		Index	51.8	53.6	
Prices paid	45.1	43.8		Prices paid	58.6	58.9	
Employment	46.8	51.2		Employment	50.2	53.4	
Inventories	43.3	45.8		Inventories	49.5	54.2	
Orders	45.5	49.2		Orders	55.5	51.8	

Source: Institute of Supply Management, TrendMacro calculations

Japan data: at a glance

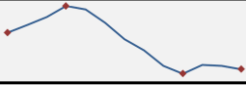
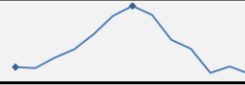
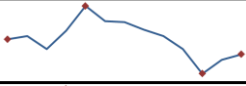

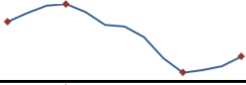
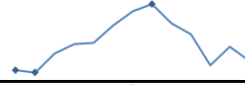
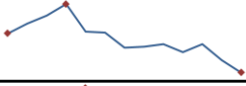
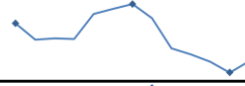
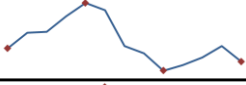
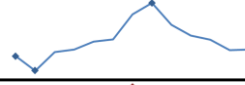
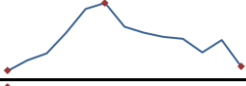
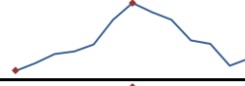
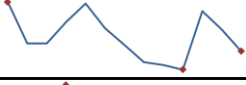
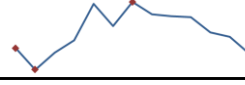
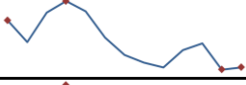
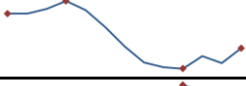
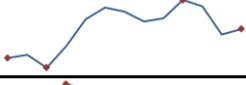

Manufacturing	Oct	Prev	13-month history	Services	Oct	Prev	13-month history
Index	48.7	48.5		Index	51.1	53.8	

Source: Markit/Nomura, TrendMacro calculations

For more information contact us:

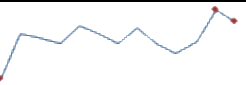
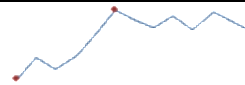
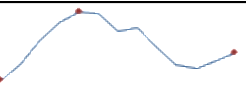
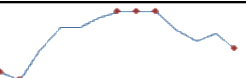
Donald Luskin: 214 550 2020 don@trendmacro.com
 Thomas Demas: 704 552 3625 tdemas@trendmacro.com

Europe data: at a glance

Manufacturing	Last	Prev	13-month history	Services	Last	Prev	13-month history
Eurozone Oct	43.1	43.4		Eurozone Oct	47.8	48.7	
UK Oct	44.8	44.3		UK Oct	49.5	49.3	
Germany Oct	40.8	39.6		Germany Oct	48.0	50.3	
France Oct	42.8	44.2		France Oct	46.1	44.4	
Italy Oct	44.9	46.8		Italy Sep	49.9	49.8	
Spain Oct	45.1	47.7		Spain Sep	50.5	49.3	
Ireland Oct	48.2	49.6		Ireland Oct	52.6	54.5	
Netherlands Oct	43.8	43.6					
Austria Oct	41.7	39.6					
Greece Oct	50.8	50.3					
Czech Rep Oct	42.0	41.7					

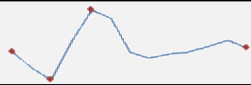
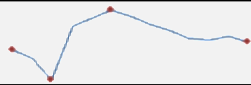
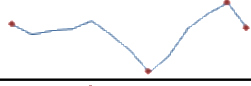
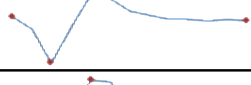
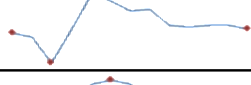


Source: Markit, Various TrendMacro calculations

Eastern Europe data: at a glance

Manufacturing	Last	Prev	13-mo history	Services	Last	Prev	13-mo history
Russia Oct	53.8	54.5		Russia Oct	53.6	55.4	
Poland Oct	44.5	48.4					
Turkey Oct	43.9	49.6					

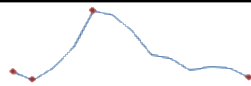
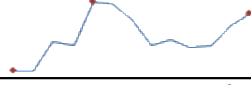
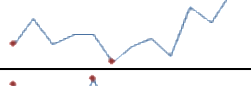
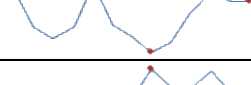
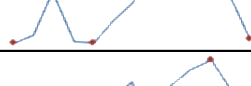

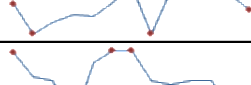
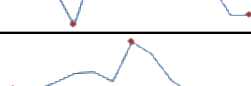
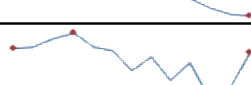

Source: Markit, TrendMacro calculations

China data: at a glance

Manufacturing	Oct	Prev	13-month history	Services	Oct	Prev	13-month history
China	49.5	50.2		China	50.6	51.7	
Prices paid	52.6	59.4					
Employment	48.0	48.1		Employment	46.5	46.8	
Orders	49.5	50.5		Orders	46.7	47.8	


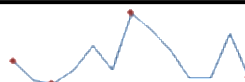
Source: China Federation of Logistics and Purchasing, TrendMacro calculations

Asia data: at a glance

Manufacturing	Last	Prev	13-mo history	Services	Last	Prev	13-mo history
Hong Kong Oct	48.9	49.6					
Taiwan Oct	47.6	46.4					
S. Korea Oct	49.8	49.9					
Vietnam Oct	49.6	49.7					
India Oct	55.5	57.5		India Oct	58.4	61	
Indonesia Oct	51.5	52.3					
Malaysia Oct	46.8	46.8					
Thailand Oct	47.5	47.8					
Phillipines Oct	52.4	50.6					


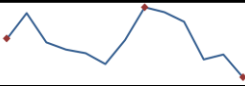
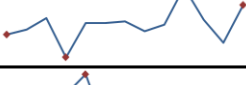


Source: Markit, Nikkei, TrendMacro calculations

Australia data: at a glance

Manufacturing	Oct	Prev	13-month history	Services	Oct	Prev	13-month history
Index	48.2	48.7		Index	47.9	51.8	

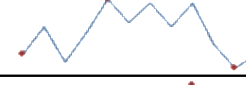
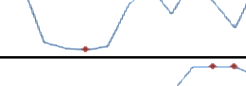


Source: Commonwealth Bank, TrendMacro calculations

Americas data: at a glance

Manufacturing	Last	Prev	13-mo history	Services	Last	Prev	13-mo history
Brazil Oct	48.6	49.0		Brazil Sep	48.7	50.6	
Mexico Oct	52.1	49.8					
Canada Oct	48.6	47.5					
Colombia Oct	48.1	47.8					

Source: Markit, TrendMacro calculations

Middle East/Africa data: at a glance

Manufacturing	Last	Prev	13-mo history
Saudi Arabia Sep	57.2	56.6	
UA Emirates Sep	56.7	55.0	
Egypt Sep	48.7	49.2	
S. Africa Sep	49.9	51.0	

Source: Markit, TrendMacro calculations