
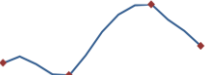
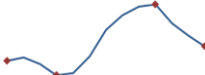


Data Insights: Global PMI







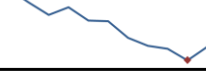
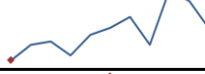


Wednesday, October 4, 2023

Worldwide aggregate data: at a glance *Indices not updated at time of publication are highlighted*

Manu	Sep	Prev	13-month history	Serv	Aug	Prev	13-month history	Comp	Aug	Prev	13-month history
Index	49.1	49.0		Index	51.1	52.7		Index	50.6	51.6	

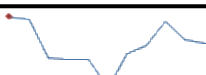

Source: JPMorgan, TrendMacro calculations

US data: at a glance

Manufacturing	Sep	Prev	13-month history	Services	Sep	Prev	13-month history
Index	49.0	47.6		Index	53.6	54.5	
Prices paid	43.8	48.4		Prices paid	58.9	58.9	
Employment	51.2	48.5		Employment	53.4	54.7	
Inventories	45.8	44.0		Inventories	54.2	57.7	
Orders	49.2	46.8		Orders	51.8	57.5	

Source: Institute of Supply Management, TrendMacro calculations

Japan data: at a glance

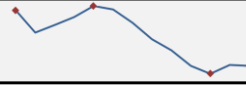
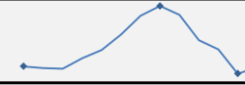
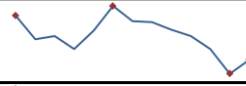

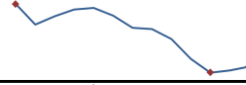
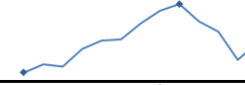
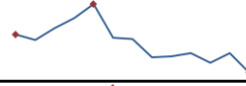
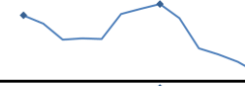
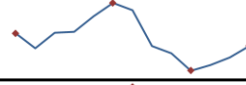
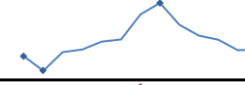
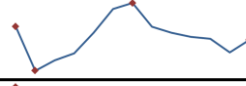
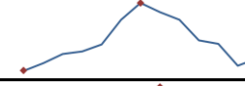
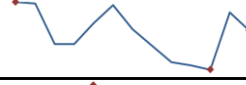
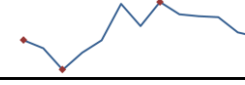
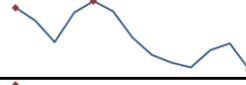
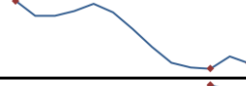
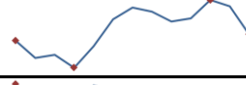

Manufacturing	Sep	Prev	13-month history	Services	Sep	Prev	13-month history
Index	48.5	49.6		Index	53.3	54.3	

Source: Markit/Nomura, TrendMacro calculations

For more information contact us:


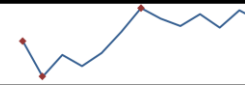
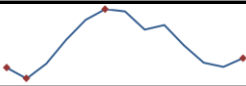
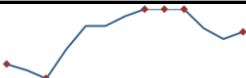
Donald Luskin: 214 550 2020 don@trendmacro.com
 Thomas Demas: 704 552 3625 tdemas@trendmacro.com

Europe data: at a glance

Manufacturing	Last	Prev	13-month history	Services	Last	Prev	13-month history
Eurozone Sep	43.4	43.5		Eurozone Sep	48.7	47.9	
UK Sep	44.3	43.0		UK Sep	49.3	49.5	
Germany Sep	39.6	39.1		Germany Sep	50.3	47.3	
France Sep	44.2	46.0		France Sep	44.4	46.0	
Italy Sep	46.8	45.4		Italy Sep	49.9	49.8	
Spain Sep	47.7	46.5		Spain Sep	50.5	49.3	
Ireland Sep	49.6	50.8		Ireland Sep	54.5	55.0	
Netherlands Sep	43.6	45.9					
Austria Sep	39.6	40.6					
Greece Sep	50.3	52.9					
Czech Rep Sep	41.7	42.9					

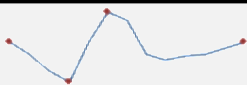
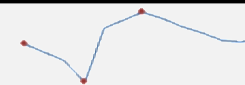
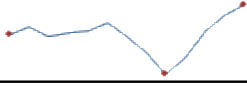
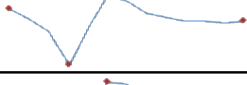
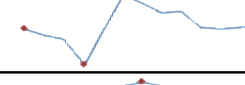


Source: Markit, Various TrendMacro calculations

Eastern Europe data: at a glance

Manufacturing	Last	Prev	13-mo history	Services	Last	Prev	13-mo history
Russia Sep	54.5	52.7		Russia Sep	55.4	57.6	
Poland Sep	43.9	49.6					
Turkey Sep	43.1	49.0					

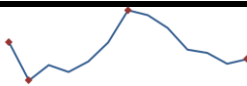
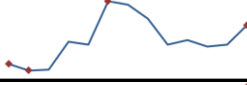
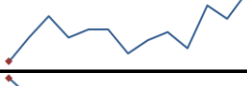
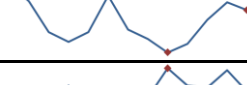
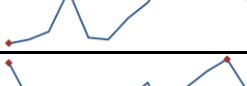
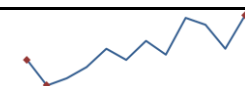
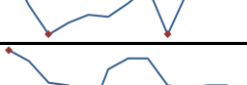
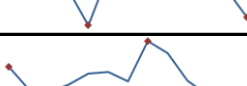
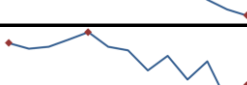

Source: Markit, TrendMacro calculations

China data: at a glance

Manufacturing	Sep	Prev	13-month history	Services	Sep	Prev	13-month history
China	50.2	49.7		China	51.7	51.0	
Prices paid	59.4	56.5					
Employment	48.1	48.0		Employment	46.8	46.8	
Orders	50.5	50.2		Orders	47.8	47.5	


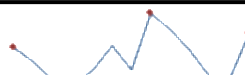
Source: China Federation of Logistics and Purchasing, TrendMacro calculations

Asia data: at a glance

Manufacturing	Last	Prev	13-mo history	Services	Last	Prev	13-mo history
Hong Kong Aug	49.8	49.4					
Taiwan Sep	46.4	44.3					
S. Korea Sep	49.9	48.9					
Vietnam Sep	49.7	50.5					
India Sep	57.5	58.6		India Aug	60.1	62.3	
Indonesia Sep	52.3	53.9					
Malaysia Sep	46.8	47.8					
Thailand Sep	47.8	48.9					
Phillipines Sep	50.6	49.7					


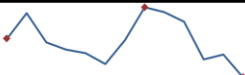



Source: Markit, Nikkei, TrendMacro calculations

Australia data: at a glance

Manufacturing	Sep	Prev	13-month history	Services	Sep	Prev	13-month history
Index	48.7	49.6		Index	51.8	47.8	


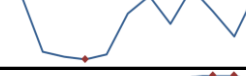
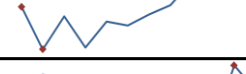

Source: Commonwealth Bank, TrendMacro calculations

Americas data: at a glance

Manufacturing	Last	Prev	13-mo history	Services	Last	Prev	13-mo history
Brazil Sep	49.0	50.1		Brazil Sep	48.7	50.6	
Mexico Sep	49.8	51.2					
Canada Sep	47.5	48.0					
Colombia Sep	47.8	46.8					

Source: Markit, TrendMacro calculations

Middle East/Africa data: at a glance

Manufacturing	Last	Prev	13-mo history
Saudi Arabia Sep	57.2	56.6	
UA Emirates Sep	56.7	55.0	
Egypt Sep	48.7	49.2	
S. Africa Sep	49.9	51.0	

Source: Markit, TrendMacro calculations