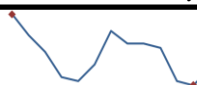
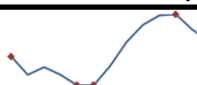
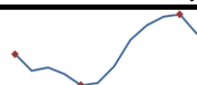


Data Insights: Global PMI





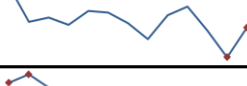

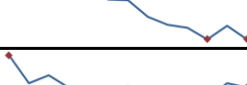
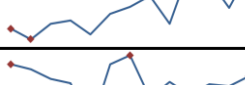


Wednesday, September 6, 2023

Worldwide aggregate data: at a glance *Indices not updated at time of publication are highlighted*

Manu	Aug	Prev	13-month history	Serv	Jul	Prev	13-month history	Comp	Jul	Prev	13-month history
Index	49.0	48.6		Index	52.7	53.9		Index	51.7	52.7	


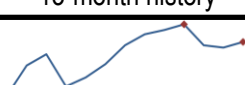
Source: JPMorgan, TrendMacro calculations

US data: at a glance

Manufacturing	Aug	Prev	13-month history	Services	Aug	Prev	13-month history
Index	47.6	46.4		Index	54.5	52.7	
Prices paid	48.4	42.6		Prices paid	58.9	56.8	
Employment	48.5	44.4		Employment	54.7	50.7	
Inventories	44.0	46.1		Inventories	57.7	50.4	
Orders	46.8	47.3		Orders	57.5	55.0	

Source: Institute of Supply Management, TrendMacro calculations

Japan data: at a glance

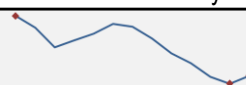
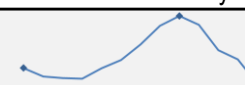
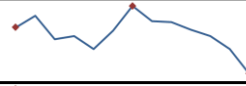

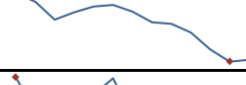

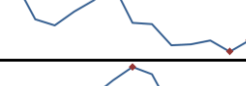

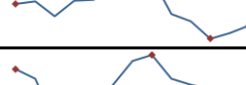





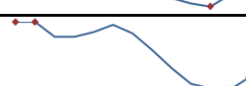
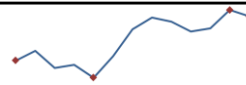


Manufacturing	Aug	Prev	13-month history	Services	Aug	Prev	13-month history
Index	49.6	49.6		Index	54.3	53.8	

Source: Markit/Nomura, TrendMacro calculations

For more information contact us:

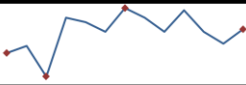
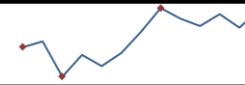
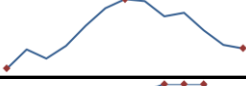

Donald Luskin: 214 550 2020 don@trendmacro.com
 Thomas Demas: 704 552 3625 tdemas@trendmacro.com

Europe data: at a glance

Manufacturing	Last	Prev	13-month history	Services	Last	Prev	13-month history
Eurozone Aug	43.5	42.7		Eurozone Aug	47.9	50.9	
UK Aug	43.0	45.3		UK Aug	49.5	51.5	
Germany Aug	39.1	38.8		Germany Aug	47.3	52.3	
France Aug	46.0	45.1		France Aug	46.0	47.1	
Italy Aug	45.4	44.5		Italy Aug	49.8	51.5	
Spain Aug	46.5	47.8		Spain Aug	49.3	52.8	
Ireland Aug	50.8	47.0		Ireland Aug	55.0	56.7	
Netherlands Aug	45.9	45.3					
Austria Aug	40.6	38.8					
Greece Aug	52.9	53.5					
Czech Rep Aug	42.9	41.4					







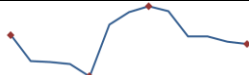
Source: Markit, Various TrendMacro calculations

Eastern Europe data: at a glance

Manufacturing	Last	Prev	13-mo history	Services	Last	Prev	13-mo history
Russia Aug	52.7	52.1		Russia Aug	57.6	54.0	
Poland Aug	43.1	49.0					
Turkey Aug	43.5	49.9					




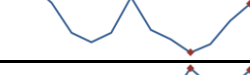
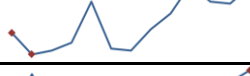
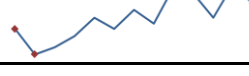
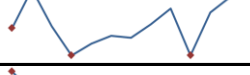
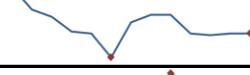
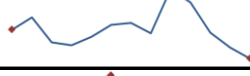

Source: Markit, TrendMacro calculations

China data: at a glance

Manufacturing	Aug	Prev	13-month history	Services	Aug	Prev	13-month history
China	49.7	49.3		China	51.0	51.5	
Prices paid	56.5	52.4					
Employment	48.0	48.1		Employment	46.8	46.6	
Orders	50.2	49.5		Orders	47.5	48.1	

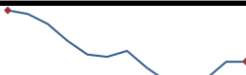

Source: China Federation of Logistics and Purchasing, TrendMacro calculations

Asia data: at a glance

Manufacturing	Last	Prev	13-mo history	Services	Last	Prev	13-mo history
Hong Kong Aug	49.8	49.4					
Taiwan Aug	44.3	44.1					
S. Korea Aug	48.9	49.4					
Vietnam Aug	50.5	48.7					
India Aug	58.6	57.7		India Aug	60.1	62.3	
Indonesia Aug	53.9	53.3					
Malaysia Aug	47.8	47.8					
Thailand Aug	48.9	50.7					
Phillipines Aug	49.7	51.9					






Source: Markit, Nikkei, TrendMacro calculations

Australia data: at a glance

Manufacturing	Aug	Prev	13-month history	Services	Aug	Prev	13-month history
Index	49.6	49.6		Index	47.8	47.9	



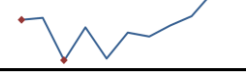

Source: Commonwealth Bank, TrendMacro calculations

Americas data: at a glance

Manufacturing	Last	Prev	13-mo history	Services	Last	Prev	13-mo history
Brazil Aug	50.1	47.8		Brazil Aug	50.6	50.2	
Mexico Aug	51.2	53.2					
Canada Aug	48.0	49.6					
Colombia Aug	46.8	48.4					

Source: Markit, TrendMacro calculations

Middle East/Africa data: at a glance

Manufacturing	Last	Prev	13-mo history
Saudi Arabia Aug	56.6	57.7	
UA Emirates Aug	55.0	56.0	
Egypt Aug	49.2	49.2	
S. Africa Aug	51.0	48.2	

Source: Markit, TrendMacro calculations