
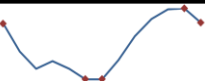



## Data Insights: Global PMI


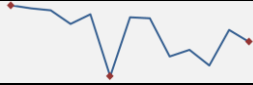
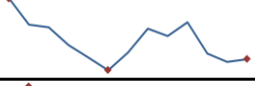
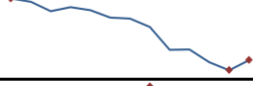
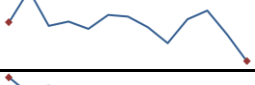

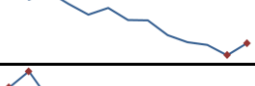
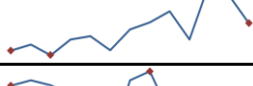


Thursday, August 3, 2023

### Worldwide aggregate data: at a glance *Indices not updated at time of publication are highlighted*

<b>Manu</b>	Jul	Prev	13-month history	<b>Serv</b>	Jun	Prev	13-month history	<b>Comp</b>	Jun	Prev	13-month history
Index	48.7	48.7		Index	54.0	55.5		Index	52.7	54.4	


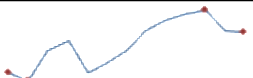
Source: JPMorgan, TrendMacro calculations

### US data: at a glance

<b>Manufacturing</b>	Jul	Prev	13-month history	<b>Services</b>	Jul	Prev	13-month history
Index	46.4	46.0		Index	52.7	53.9	
Prices paid	42.6	41.8		Prices paid	56.8	54.1	
Employment	44.4	48.1		Employment	50.7	53.1	
Inventories	46.1	44.0		Inventories	50.4	55.9	
Orders	47.3	45.6		Orders	55.0	55.5	

Source: Institute of Supply Management, TrendMacro calculations

### Japan data: at a glance



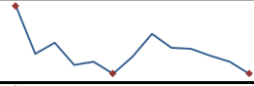

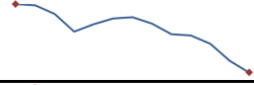

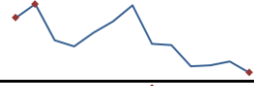

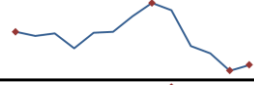
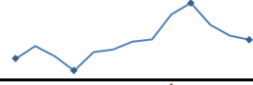
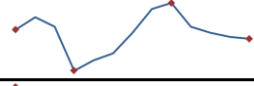
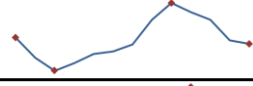
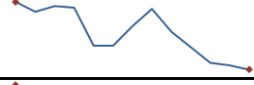
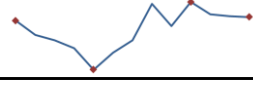
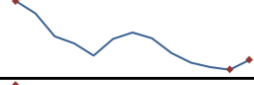
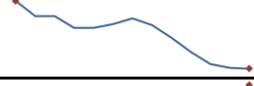
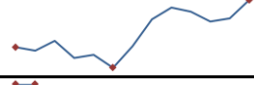

<b>Manufacturing</b>	Jul	Prev	13-month history	<b>Services</b>	Jul	Prev	13-month history
Index	49.6	49.8		Index	53.9	54.0	

Source: Markit/Nomura, TrendMacro calculations

### For more information contact us:


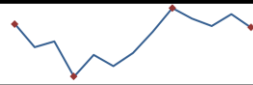
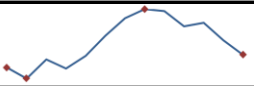
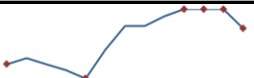
Donald Luskin: 214 550 2020 [don@trendmacro.com](mailto:don@trendmacro.com)  
 Thomas Demas: 704 552 3625 [tdemas@trendmacro.com](mailto:tdemas@trendmacro.com)

## Europe data: at a glance

<b>Manufacturing</b>	Last	Prev	13-month history	<b>Services</b>	Last	Prev	13-month history
Eurozone Jul	42.7	43.4		Eurozone Jul	50.9	52.0	
UK Jul	45.3	46.5		UK Jul	51.5	53.7	
Germany Jul	38.8	40.6		Germany Jul	52.3	54.1	
France Jul	45.1	46.0		France Jul	47.1	48.0	
Italy Jul	44.5	43.8		Italy Jul	51.5	52.2	
Spain Jul	47.8	48.0		Spain Jul	52.8	53.4	
Ireland Jul	47.0	47.3		Ireland Jul	56.7	56.8	
Netherlands Jul	45.3	43.8					
Austria Jul	38.8	39.0					
Greece Jul	53.5	51.8					
Czech Rep Jul	41.4	40.8					

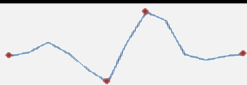

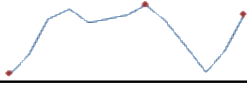
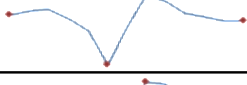
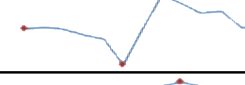


Source: Markit, Various TrendMacro calculations

## Eastern Europe data: at a glance

<b>Manufacturing</b>	Last	Prev	13-mo history	<b>Services</b>	Last	Prev	13-mo history
Russia Jul	52.1	52.6		Russia Jul	54.0	56.8	
Poland Jul	43.5	49.9					
Turkey Jul	45.1	51.5					

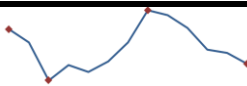
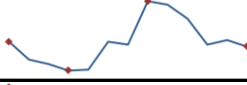
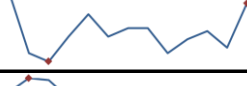
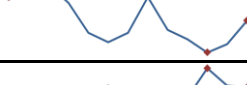

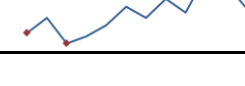
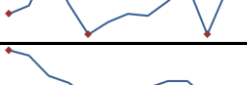
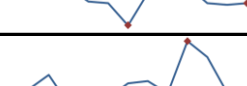
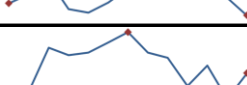

Source: Markit, TrendMacro calculations

## China data: at a glance

<b>Manufacturing</b>				<b>Services</b>			
	Jul	Prev	13-month history		Jul	Prev	13-month history
China	49.3	49.0		China	51.5	53.2	
Prices paid	52.4	45.0					
Employment	48.1	48.2		Employment	46.6	46.8	
Orders	49.5	48.6		Orders	48.1	49.5	

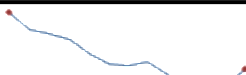

Source: China Federation of Logistics and Purchasing, TrendMacro calculations

## Asia data: at a glance

<b>Manufacturing</b>				<b>Services</b>			
	Last	Prev	13-mo history		Last	Prev	13-mo history
Hong Kong Jul	49.4	50.3					
Taiwan Jul	44.1	44.8					
S. Korea Jul	49.4	47.8					
Vietnam Jul	48.7	46.2					
India Jul	57.7	57.8		India Jul	62.3	58.5	
Indonesia Jul	53.3	52.5					
Malaysia Jul	47.8	47.7					
Thailand Jul	50.7	53.2					
Phillipines Jul	51.9	50.9					

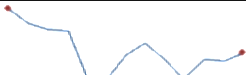


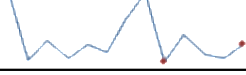

Source: Markit, Nikkei, TrendMacro calculations

## Australia data: at a glance

<b>Manufacturing</b>	Jul	Prev	13-month history	<b>Services</b>	Jul	Prev	13-month history
Index	49.6	48.2		Index	48.0	50.3	


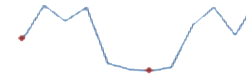
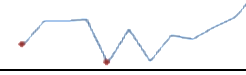

Source: Commonwealth Bank, TrendMacro calculations

## Americas data: at a glance

<b>Manufacturing</b>	Last	Prev	13-mo history	<b>Services</b>	Last	Prev	13-mo history
Brazil Jul	47.8	46.6		Brazil Jun	53.3	54.1	
Mexico Jul	53.2	50.9					
Canada Jul	49.6	48.8					
Colombia Jul	48.4	49.8					

Source: Markit, TrendMacro calculations

## Middle East/Africa data: at a glance

<b>Manufacturing</b>	Last	Prev	13-mo history
Saudi Arabia Jun	59.6	58.5	
UA Emirates Jun	56.9	55.5	
Egypt Jun	49.1	47.8	
S. Africa Jun	48.7	47.9	

Source: Markit, TrendMacro calculations