
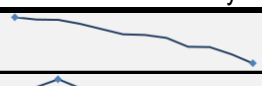











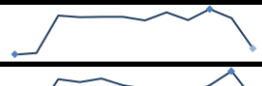

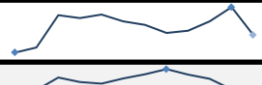

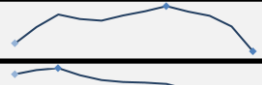

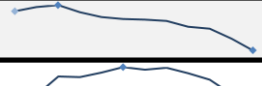

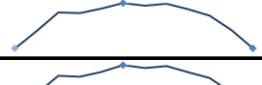













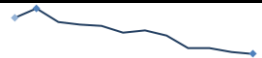


## Data Insights: Unconventional Consumer Price Indices

Wednesday, July 12 2023

### Today's unconventional CPI data: what you need to know

	12-mo YOY	3-mo ann	1-mo ann	12 / 3 / 1-mo	12-mo YOY history
All items	+2.97%	+2.72%	+2.19%		
Core	+4.83%	+4.08%	+1.91%		
All items NSA	+2.97%	+4.41%	+3.94%		
Core NSA	+4.83%	+4.57%	+3.22%		
PCE deflator May	+3.85%	+2.45%	+1.55%		
Core PCE deflator May	+4.62%	+4.15%	+3.84%		
<a href="#">Median PCE May</a>	+5.45%	+4.31%	+3.57%		
<a href="#">Trimmed mean PCE May</a>	+4.61%	+3.86%	+3.24%		
<a href="#">Median CPI</a>	+6.17%	+3.59%	+1.24%		
<a href="#">Trimmed mean CPI</a>	+4.92%	+2.78%	+1.57%		
<a href="#">Sticky CPI</a>	+5.77%	+3.91%	+2.92%		
Sticky core CPI	+5.63%	+3.78%	+2.80%		
<a href="#">Flexible CPI</a>	-2.63%	+0.03%	+0.36%		
Flexible core CPI	+0.94%	+5.85%	-2.73%		
<a href="#">Truflation</a> daily update	+1.86%	+4.13%	+2.52%		
<a href="#">Underlying prices May</a>	+2.96%				
Underlying, all May	+3.50%				
	YOY change	3-mo	1-mo	12 / 3 / 1-mo	12-mo YOY history
ISM Manu prices paid	-37	-7	-2		
ISM Services prices paid	-25	-5	-2		

Source: BLS, BEA, ISM, Cleveland Fed, Atlanta Fed, New York Fed, Dallas Fed, TrendMacro calculations

#### For more information contact us:

Donald Luskin: 214 550 2020 [don@trendmacro.com](mailto:don@trendmacro.com)

Thomas Demas: 704 552 3625 [tdemas@trendmacro.com](mailto:tdemas@trendmacro.com)

Copyright 2023 Trend Macrolytics LLC. All rights reserved. This document is not to be forwarded to individuals or organizations not authorized by Trend Macrolytics LLC to receive it. For information purposes only; not to be deemed to be recommendations for buying or selling specific securities or to constitute personalized investment advice. Derived from sources deemed to be reliable, but no warranty is made as to accuracy.