
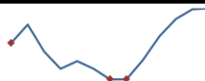



Data Insights: Global PMI




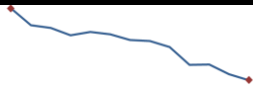
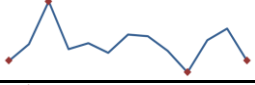

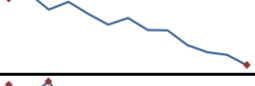
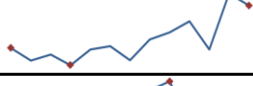


Thursday, July 6, 2023

Worldwide aggregate data: at a glance *Indices not updated at time of publication are highlighted*

Manu	Jun	Prev	13-month history	Serv	May	Prev	13-month history	Comp	May	Prev	13-month history
Index	48.8	49.6		Index	55.5	55.4		Index	54.4	54.2	



Source: JPMorgan, TrendMacro calculations

US data: at a glance

Manufacturing	Jun	Prev	13-month history	Services	Jun	Prev	13-month history
Index	46.0	46.9		Index	53.9	50.3	
Prices paid	41.8	44.2		Prices paid	54.1	56.2	
Employment	48.1	51.4		Employment	53.1	49.2	
Inventories	44.0	45.8		Inventories	55.9	58.3	
Orders	45.6	42.6		Orders	55.5	52.9	

Source: Institute of Supply Management, TrendMacro calculations

Japan data: at a glance

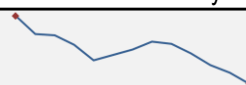

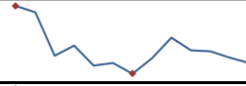

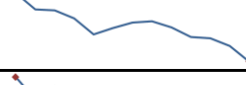
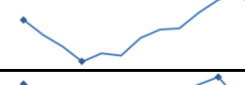



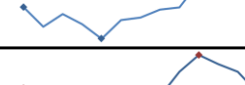
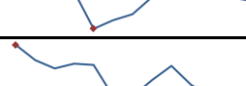
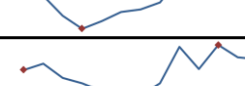


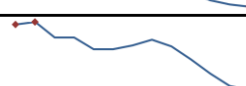
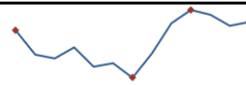


Manufacturing	Jun	Prev	13-month history	Services	Jun	Prev	13-month history
Index	49.8	50.6		Index	54.0	55.9	

Source: Markit/Nomura, TrendMacro calculations

For more information contact us:



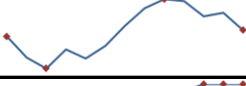

Donald Luskin: 214 550 2020 don@trendmacro.com
 Thomas Demas: 704 552 3625 tdemas@trendmacro.com

Europe data: at a glance

Manufacturing	Last	Prev	13-month history	Services	Last	Prev	13-month history
Eurozone Jun	43.4	44.8		Eurozone Jun	52.0	55.1	
UK Jun	46.5	47.1		UK Jun	53.7	55.2	
Germany Jun	40.6	43.2		Germany Jun	54.1	57.2	
France Jun	46.0	45.7		France Jun	48.0	52.5	
Italy Jun	43.8	45.9		Italy Jun	52.2	54.0	
Spain Jun	48.0	48.4		Spain Jun	53.4	56.7	
Ireland Jun	47.3	47.5		Ireland Jun	56.8	57.0	
Netherlands Jun	43.8	44.2					
Austria Jun	39.0	39.7					
Greece Jun	51.8	51.5					
Czech Rep Jun	40.8	42.8					

Source: Markit, Various TrendMacro calculations

Eastern Europe data: at a glance

Manufacturing	Last	Prev	13-mo history	Services	Last	Prev	13-mo history
Russia Jun	52.6	53.5		Russia Jun	56.8	54.3	
Poland Jun	45.1	51.5					
Turkey Jun	47.0	51.5					

Source: Markit, TrendMacro calculations

China data: at a glance

Manufacturing	Jun	Prev	13-month history	Services	Jun	Prev	13-month history
China	49.0	48.8		China	53.2	54.5	
Prices paid	45.0	40.8					
Employment	48.2	48.4		Employment	46.8	48.4	
Orders	48.6	48.3		Orders	49.5	49.5	

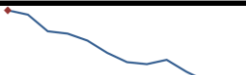

Source: China Federation of Logistics and Purchasing, TrendMacro calculations

Asia data: at a glance

Manufacturing	Last	Prev	13-mo history	Services	Last	Prev	13-mo history
Hong Kong Jun	50.3	50.6					
Taiwan Jun	44.8	44.3					
S. Korea Jun	47.8	48.4					
Vietnam Jun	46.2	45.3					
India Jun	57.8	58.7		India Jun	58.5	61.2	
Indonesia Jun	52.5	50.3					
Malaysia Jun	47.7	47.8					
Thailand Jun	53.2	58.2					
Phillipines Jun	50.9	52.2					

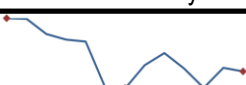
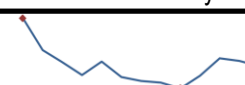

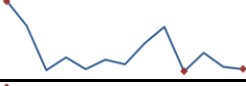

Source: Markit, Nikkei, TrendMacro calculations

Australia data: at a glance

Manufacturing	Jun	Prev	13-month history	Services	Jun	Prev	13-month history
Index	48.2	48.4		Index	50.3	52.1	

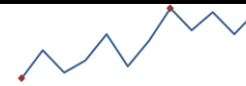
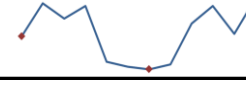
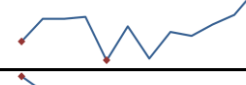

Source: Commonwealth Bank, TrendMacro calculations

Americas data: at a glance

Manufacturing	Last	Prev	13-mo history	Services	Last	Prev	13-mo history
Brazil Jun	46.6	47.1		Brazil Jun	53.3	54.1	
Mexico Jun	50.9	50.5					
Canada Jun	48.8	49.0					
Colombia Jun	49.8	49.9					

Source: Markit, TrendMacro calculations

Middle East/Africa data: at a glance

Manufacturing	Last	Prev	13-mo history
Saudi Arabia Jun	59.6	58.5	
UA Emirates Jun	56.9	55.5	
Egypt Jun	49.1	47.8	
S. Africa Jun	48.7	47.9	

Source: Markit, TrendMacro calculations