




## Data Insights: Global PMI







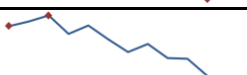

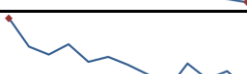
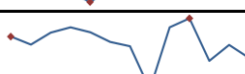
Monday, June 5, 2023

### Worldwide aggregate data: at a glance *Indices not updated at time of publication are highlighted*

<b>Manu</b>	May	Prev	13-month history	<b>Serv</b>	Apr	Prev	13-month history	<b>Comp</b>	Apr	Prev	13-month history
Index	49.6	49.6		Index	55.4	54.4		Index	54.2	53.4	

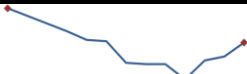

Source: JPMorgan, TrendMacro calculations

### US data: at a glance

<b>Manufacturing</b>	May	Prev	13-month history	<b>Services</b>	May	Prev	13-month history
Index	46.9	47.1		Index	50.3	51.9	
Prices paid	44.2	53.2		Prices paid	56.2	59.6	
Employment	51.4	50.2		Employment	49.2	50.8	
Inventories	45.8	46.3		Inventories	58.3	47.2	
Orders	42.6	45.7		Orders	52.9	56.1	

Source: Institute of Supply Management, TrendMacro calculations

### Japan data: at a glance




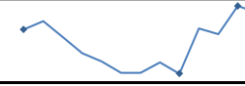

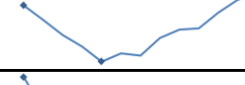
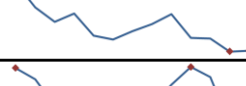
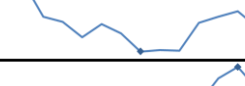
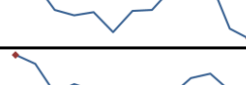
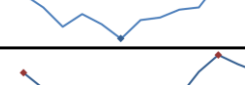

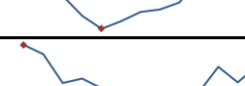

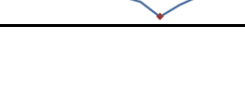
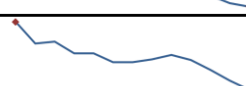
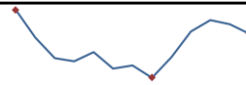


<b>Manufacturing</b>	May	Prev	13-month history	<b>Services</b>	May	Prev	13-month history
Index	50.6	49.5		Index	55.9	55.4	

Source: Markit/Nomura, TrendMacro calculations

### For more information contact us:

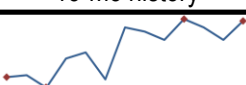
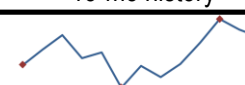
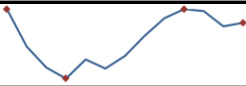

Donald Luskin: 214 550 2020 [don@trendmacro.com](mailto:don@trendmacro.com)  
 Thomas Demas: 704 552 3625 [tdemas@trendmacro.com](mailto:tdemas@trendmacro.com)

## Europe data: at a glance

<b>Manufacturing</b>	Last	Prev	13-month history	<b>Services</b>	Last	Prev	13-month history
Eurozone May	44.8	45.8		Eurozone May	55.1	56.2	
UK May	47.1	47.8		UK May	55.2	55.9	
Germany May	43.2	44.5		Germany May	57.2	56.0	
France May	45.7	45.6		France May	52.5	54.6	
Italy May	45.9	46.8		Italy May	54.0	57.6	
Spain May	48.4	49.0		Spain May	56.7	57.9	
Ireland May	47.5	48.6		Ireland Apr	58.4	55.7	
Netherlands May	44.2	44.9					
Austria May	39.7	42.0					
Greece May	51.5	52.4					
Czech Rep May	42.8	42.8					




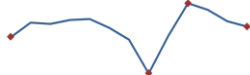
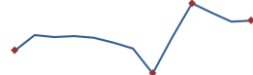


Source: Markit, Various TrendMacro calculations

## Eastern Europe data: at a glance

<b>Manufacturing</b>	Last	Prev	13-mo history	<b>Services</b>	Last	Prev	13-mo history
Russia May	53.5	52.6		Russia May	54.3	55.9	
Poland May	47.0	51.5					
Turkey May	46.6	51.5					



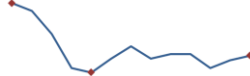




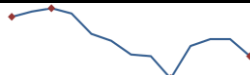
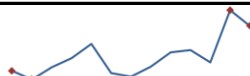
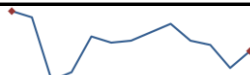
Source: Markit, TrendMacro calculations

## China data: at a glance

<b>Manufacturing</b>	May	Prev	13-month history	<b>Services</b>	May	Prev	13-month history
China	48.8	49.2		China	54.5	56.4	
Prices paid	40.8	46.4					
Employment	48.4	48.8		Employment	48.4	48.3	
Orders	48.3	48.8		Orders	49.5	56.0	

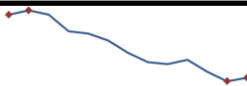
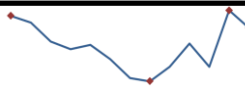
Source: China Federation of Logistics and Purchasing, TrendMacro calculations

## Asia data: at a glance

<b>Manufacturing</b>	Last	Prev	13-mo history	<b>Services</b>	Last	Prev	13-mo history
Hong Kong May	50.6	52.4					
Taiwan May	44.3	47.1					
S. Korea May	48.4	48.1					
Vietnam May	45.3	46.7					
India May	58.7	57.2		India May	61.2	62	
Indonesia May	50.3	52.7					
Malaysia May	47.8	48.8					
Thailand May	58.2	60.4					
Phillipines May	52.2	51.4					

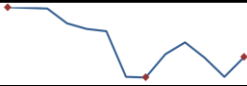
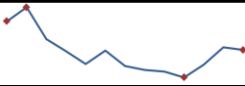

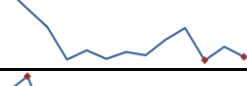

Source: Markit, Nikkei, TrendMacro calculations

## Australia data: at a glance

<b>Manufacturing</b>	May	Prev	13-month history	<b>Services</b>	May	Prev	13-month history
Index	48.4	48.0		Index	52.1	53.7	

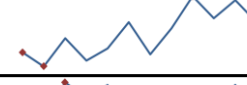



Source: Commonwealth Bank, TrendMacro calculations

## Americas data: at a glance

<b>Manufacturing</b>	Last	Prev	13-mo history	<b>Services</b>	Last	Prev	13-mo history
Brazil May	47.1	44.3		Brazil May	54.1	54.5	
Mexico May	50.5	51.1					
Canada May	49.0	50.2					
Colombia May	49.9	52.6					

Source: Markit, TrendMacro calculations

## Middle East/Africa data: at a glance

<b>Manufacturing</b>	Last	Prev	13-mo history
Saudi Arabia May	58.5	59.6	
UA Emirates May	55.5	56.6	
Egypt May	47.8	47.3	
S. Africa May	47.9	49.6	

Source: Markit, TrendMacro calculations