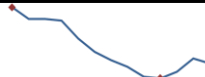




## Data Insights: Global PMI

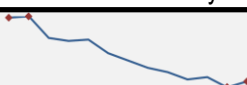

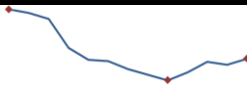
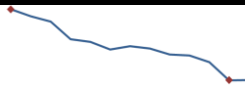
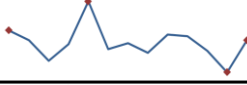
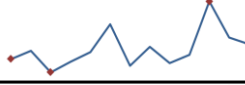
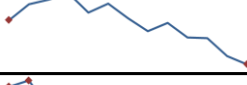
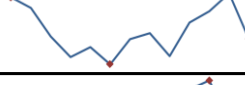


Wednesday, May 3, 2023

### Worldwide aggregate data: at a glance *Indices not updated at time of publication are highlighted*

<b>Manu</b>	Mar	Prev	13-month history	<b>Serv</b>	Mar	Prev	13-month history	<b>Comp</b>	Mar	Prev	13-month history
Index	49.6	49.9		Index	54.4	52.6		Index	53.4	52.1	

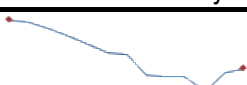

Source: JPMorgan, TrendMacro calculations

### US data: at a glance

<b>Manufacturing</b>	Apr	Prev	13-month history	<b>Services</b>	Apr	Prev	13-month history
Index	47.1	46.3		Index	51.9	51.2	
Prices paid	53.2	49.2		Prices paid	59.6	59.5	
Employment	50.2	46.9		Employment	50.8	51.3	
Inventories	46.3	47.5		Inventories	47.2	52.8	
Orders	45.7	44.3		Orders	56.1	52.2	

Source: Institute of Supply Management, TrendMacro calculations

### Japan data: at a glance



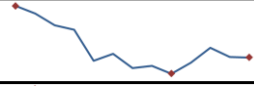
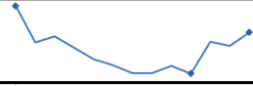
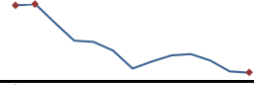
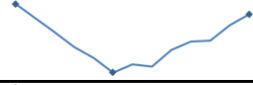
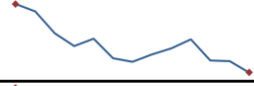
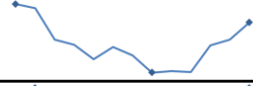
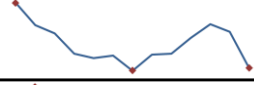
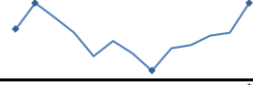
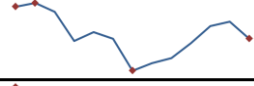
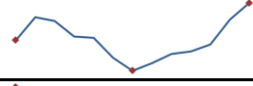
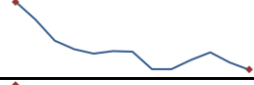
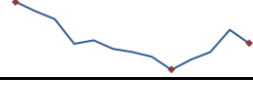
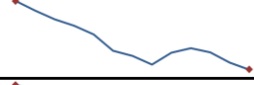

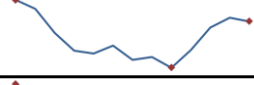

<b>Manufacturing</b>	Apr	Prev	13-month history	<b>Services</b>	Apr	Prev	13-month history
Index	49.5	49.2		Index	54.9	55.0	

Source: Markit/Nomura, TrendMacro calculations

### For more information contact us:



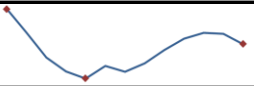
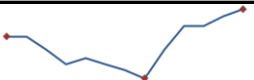
Donald Luskin: 214 550 2020 [don@trendmacro.com](mailto:don@trendmacro.com)  
 Thomas Demas: 704 552 3625 [tdemas@trendmacro.com](mailto:tdemas@trendmacro.com)

## Europe data: at a glance

<b>Manufacturing</b>	Last	Prev	13-month history	<b>Services</b>	Last	Prev	13-month history
Eurozone Apr	45.8	47.3		Eurozone Apr	56.6	55.0	
UK Apr	47.8	47.9		UK Apr	54.9	52.9	
Germany Apr	44.5	44.7		Germany Apr	55.7	53.7	
France Apr	45.6	47.3		France Apr	56.3	53.9	
Italy Apr	46.8	51.1		Italy Mar	55.7	51.6	
Spain Apr	49.0	51.3		Spain Mar	59.4	56.7	
Ireland Apr	48.6	49.7		Ireland Mar	55.7	58.2	
Netherlands Apr	44.9	46.4					
Austria Apr	42.0	44.7					
Greece Apr	52.4	52.8					
Czech Rep Apr	42.8	44.3					


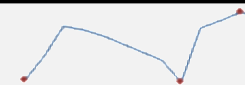
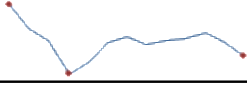
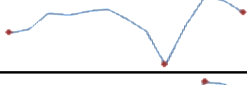
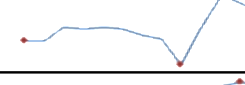


Source: Markit, Various TrendMacro calculations

## Eastern Europe data: at a glance

<b>Manufacturing</b>	Last	Prev	13-mo history	<b>Services</b>	Last	Prev	13-mo history
Russia Apr	52.6	53.2		Russia Mar	58.1	53.1	
Poland Apr	46.6	51.5					
Turkey Apr	48.3	50.9					

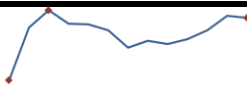
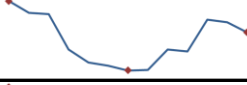
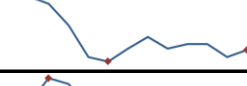


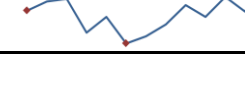



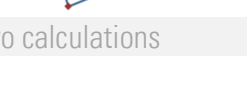
Source: Markit, TrendMacro calculations

## China data: at a glance

<b>Manufacturing</b>				<b>Services</b>			
	Apr	Prev	13-month history		Apr	Prev	13-month history
China	49.2	51.9		China	56.4	58.2	
Prices paid	46.4	50.9					
Employment	48.8	49.7		Employment	48.3	49.2	
Orders	48.8	53.6		Orders	56.0	57.3	

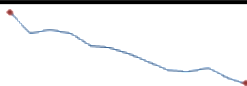
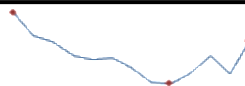
Source: China Federation of Logistics and Purchasing, TrendMacro calculations

## Asia data: at a glance

<b>Manufacturing</b>				<b>Services</b>			
	Last	Prev	13-mo history		Last	Prev	13-mo history
Hong Kong Mar	53.5	53.9					
Taiwan Apr	47.1	48.6					
S. Korea Apr	48.1	47.6					
Vietnam Mar	47.7	51.2					
India Apr	57.2	56.4		India Apr	62	57.8	
Indonesia Apr	52.7	51.9					
Malaysia Apr	48.8	48.8					
Thailand Apr	60.4	53.1					
Phillipines Apr	51.4	52.5					

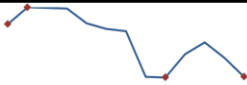

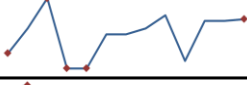


Source: Markit, Nikkei, TrendMacro calculations

## Australia data: at a glance

<b>Manufacturing</b>	Apr	Prev	13-month history	<b>Services</b>	Apr	Prev	13-month history
Index	48.0	49.1		Index	52.6	48.6	


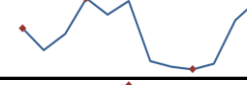
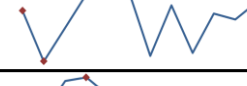

Source: Commonwealth Bank, TrendMacro calculations

## Americas data: at a glance

<b>Manufacturing</b>	Last	Prev	13-mo history	<b>Services</b>	Last	Prev	13-mo history
Brazil Apr	44.3	47.0		Brazil Mar	51.8	49.8	
Mexico Apr	51.1	51.0					
Canada Apr	50.2	48.6					
Colombia Apr	52.6	51.5					

Source: Markit, TrendMacro calculations

## Middle East/Africa data: at a glance

<b>Manufacturing</b>	Last	Prev	13-mo history
Saudi Arabia Apr	59.6	58.7	
UA Emirates Apr	56.6	55.9	
Egypt Apr	47.3	46.7	
S. Africa Mar	49.7	50.5	

Source: Markit, TrendMacro calculations