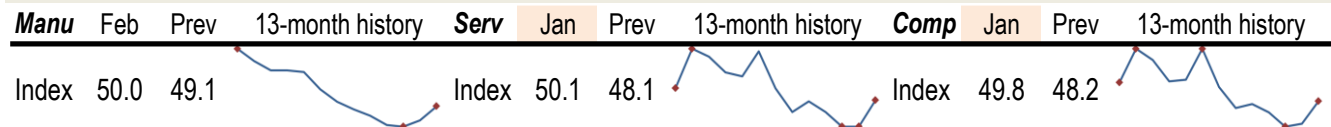


## Data Insights: Global PMI

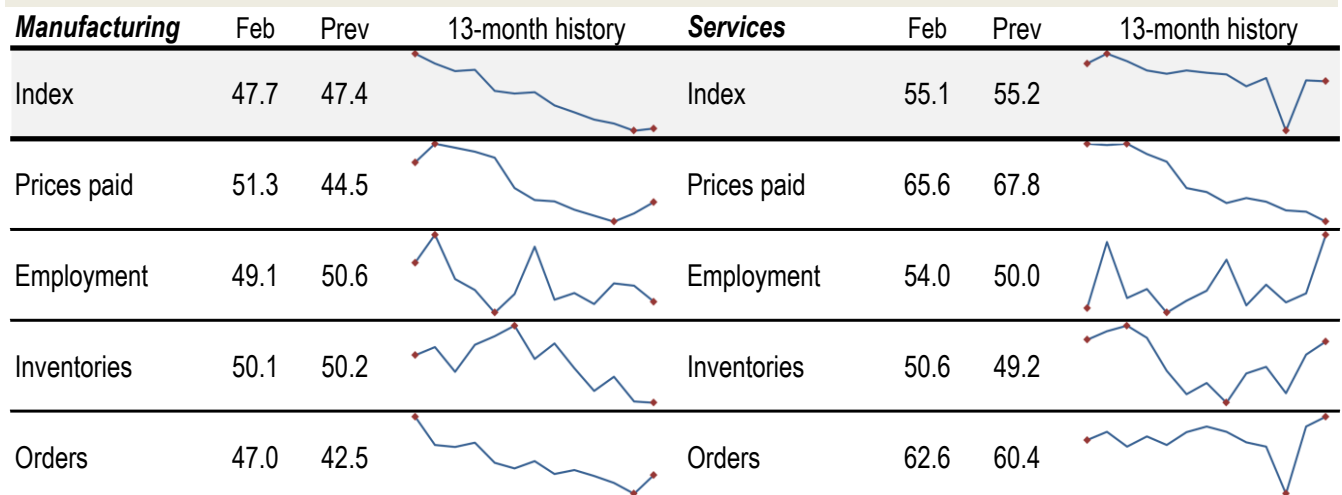
Friday, March 3, 2023

### Worldwide aggregate data: at a glance *Indices not updated at time of publication are highlighted*



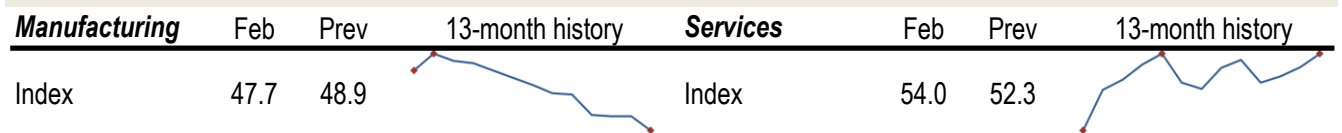
Source: JPMorgan, TrendMacro calculations

### US data: at a glance



Source: Institute of Supply Management, TrendMacro calculations

### Japan data: at a glance



Source: Markit/Nomura, TrendMacro calculations

### For more information contact us:

Donald Luskin: 214 550 2020 [don@trendmacro.com](mailto:don@trendmacro.com)  
 Thomas Demas: 704 552 3625 [tdemas@trendmacro.com](mailto:tdemas@trendmacro.com)

## Europe data: at a glance

<b>Manufacturing</b>	Last	Prev	13-month history	<b>Services</b>	Last	Prev	13-month history
Eurozone Feb	48.5	48.8		Eurozone Feb	52.7	50.8	
UK Feb	49.3	47.0		UK Feb	53.5	48.7	
Germany Feb	46.3	47.3		Germany Feb	50.9	50.7	
France Feb	47.4	50.5		France Feb	53.1	49.4	
Italy Feb	52.0	50.4		Italy Feb	51.6	51.2	
Spain Feb	50.7	48.4		Spain Feb	56.7	52.7	
Ireland Feb	51.3	50.1		Ireland Feb	58.2	54.1	
Netherlands Feb	48.7	49.6					
Austria Feb	47.1	48.4					
Greece Feb	51.7	49.2					
Czech Rep Feb	44.3	44.6					

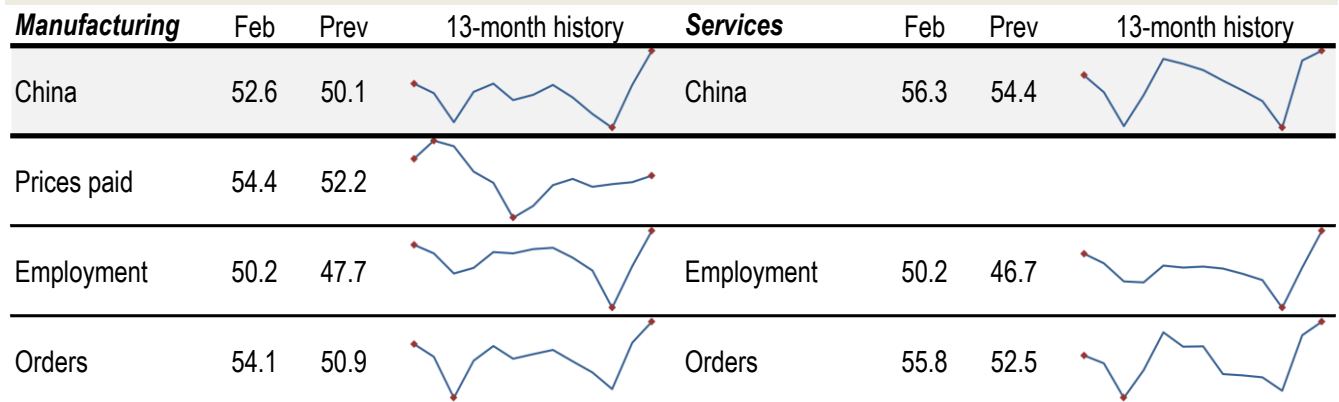
Source: Markit, Various TrendMacro calculations

## Eastern Europe data: at a glance

<b>Manufacturing</b>	Last	Prev	13-mo history	<b>Services</b>	Last	Prev	13-mo history
Russia Feb	53.6	52.6		Russia Feb	53.1	48.7	
Poland Feb	48.5	50.1					
Turkey Feb	47.5	50.1					

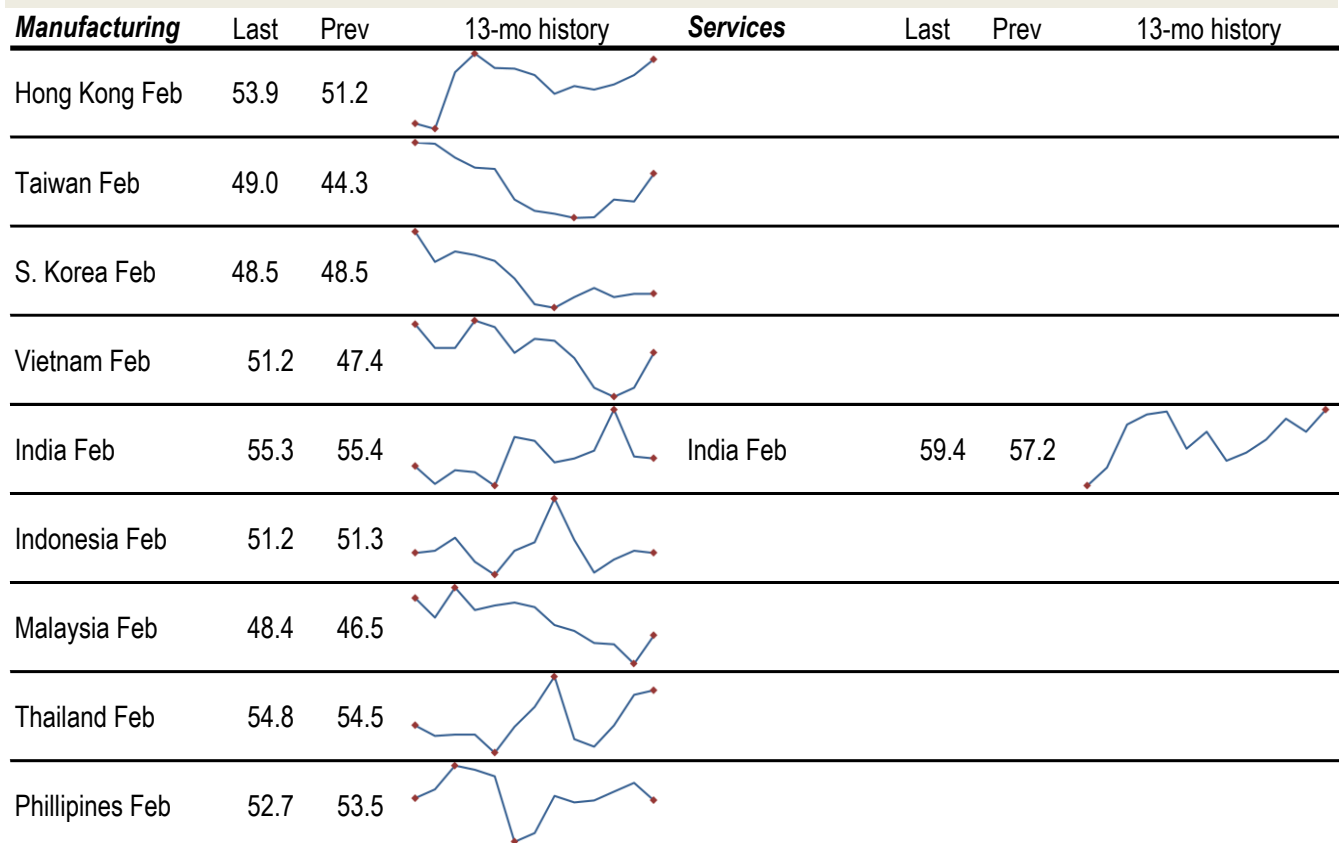
Source: Markit, TrendMacro calculations

## China data: at a glance



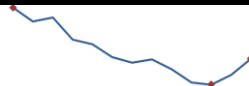
Source: China Federation of Logistics and Purchasing, TrendMacro calculations

## Asia data: at a glance



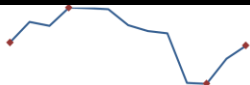
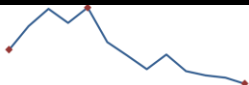
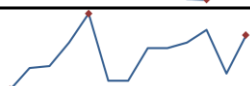

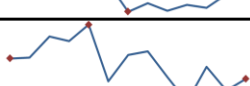
Source: Markit, Nikkei, TrendMacro calculations

## Australia data: at a glance

<b>Manufacturing</b>				<b>Services</b>			
	Feb	Prev	13-month history		Feb	Prev	13-month history
Index	50.5	50.0		Index	50.7	48.6	


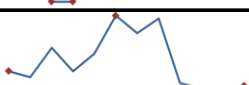


Source: Commonwealth Bank, TrendMacro calculations

## Americas data: at a glance

<b>Manufacturing</b>				<b>Services</b>			
	Last	Prev	13-mo history		Last	Prev	13-mo history
Brazil Feb	49.2	47.5		Brazil Feb	49.8	50.7	
Mexico Feb	51.0	48.9					
Canada Feb	52.4	51.0					
Colombia Feb	49.8	48.5					

Source: Markit, TrendMacro calculations

## Middle East/Africa data: at a glance

<b>Manufacturing</b>			
	Last	Prev	13-mo history
Saudi Arabia Jan	58.2	56.9	
UA Emirates Feb	54.3	54.1	
Egypt Jan	45.5	47.2	
S. Africa Feb	50.5	48.7	

Source: Markit, TrendMacro calculations