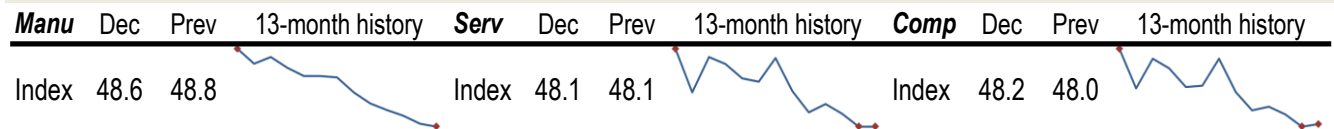


Data Insights: Global PMI

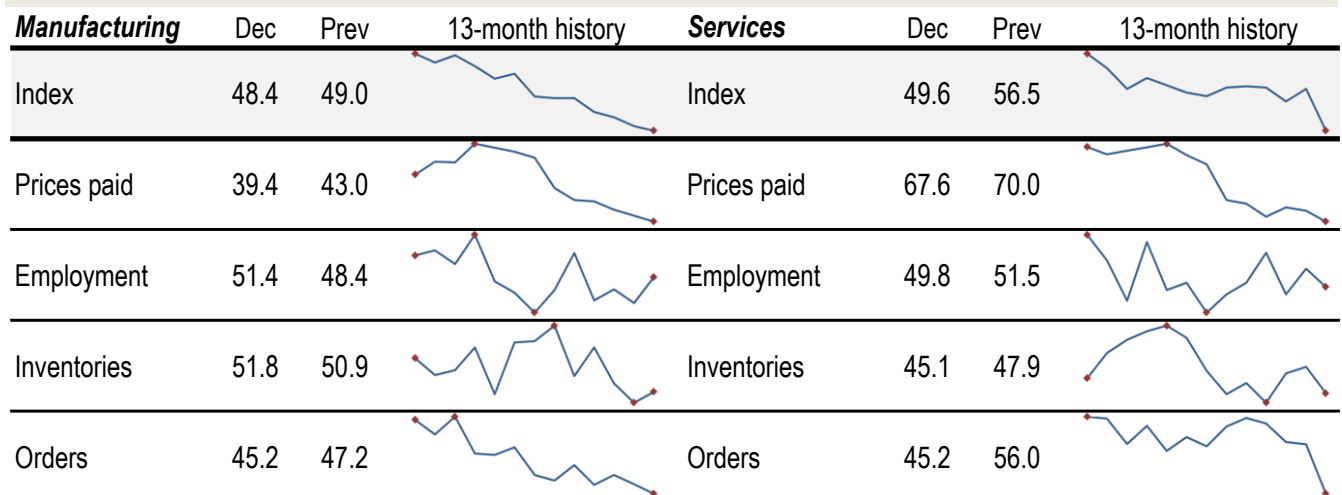
Friday, January 6, 2023

Worldwide aggregate data: at a glance *Indices not updated at time of publication are highlighted*




Source: JPMorgan, TrendMacro calculations

US data: at a glance



Source: Institute of Supply Management, TrendMacro calculations

Japan data: at a glance



Source: Markit/Nomura, TrendMacro calculations

For more information contact us:

Donald Luskin: 312 273 6766 don@trendmacro.com
 Thomas Demas: 704 552 3625 tdemas@trendmacro.com

Europe data: at a glance

Manufacturing			13-month history	Services			13-month history
	Last	Prev			Last	Prev	
Eurozone Dec	47.8	47.1		Eurozone Dec	49.8	48.5	
UK Dec	45.3	46.5		UK Dec	49.9	48.8	
Germany Dec	47.1	46.2		Germany Dec	49.2	46.1	
France Dec	49.2	48.3		France Dec	49.5	49.3	
Italy Dec	48.5	48.4		Italy Dec	49.9	49.5	
Spain Dec	46.4	45.7		Spain Dec	51.6	51.2	
Ireland Dec	48.7	48.7		Ireland Dec	52.7	50.8	
Netherlands Dec	48.6	46.0					
Austria Dec	47.3	46.6					
Greece Dec	47.2	48.4					
Czech Rep Dec	42.6	41.6					


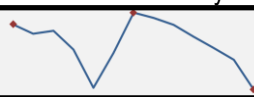
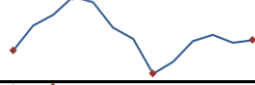

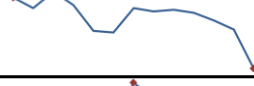


Source: Markit, Various TrendMacro calculations

Eastern Europe data: at a glance

Manufacturing			13-mo history	Services			13-mo history
	Last	Prev			Last	Prev	
Russia Dec	53.0	53.2		Russia Dec	45.9	48.3	
Poland Dec	45.6	48.1					
Turkey Dec	43.4	45.7					


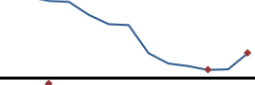
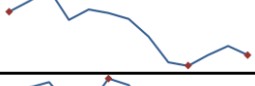

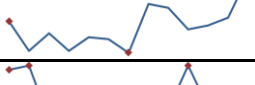

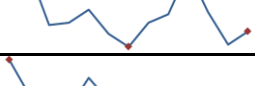

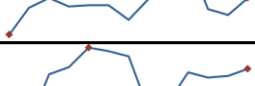

Source: Markit, TrendMacro calculations

China data: at a glance

Manufacturing				Services			
	Dec	Prev	13-month history		Dec	Prev	13-month history
China	47.0	48.0		China	41.6	46.7	
Prices paid	51.6	50.7					
Employment	44.8	47.4		Employment	42.9	45.5	
Orders	43.9	46.4		Orders	39.1	42.3	

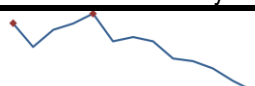
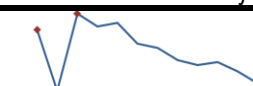
Source: China Federation of Logistics and Purchasing, TrendMacro calculations

Asia data: at a glance

Manufacturing				Services			
	Last	Prev	13-mo history		Last	Prev	13-mo history
Hong Kong Dec	49.6	48.7					
Taiwan Dec	44.6	41.6					
S. Korea Dec	48.2	49.0					
Vietnam Dec	46.4	47.4					
India Dec	57.8	55.7		India Dec	58.5	56.4	
Indonesia Dec	50.9	50.3					
Malaysia Dec	47.8	47.9					
Thailand Dec	52.5	51.1					
Phillipines Dec	53.1	52.7					

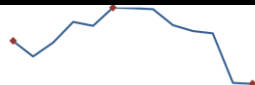
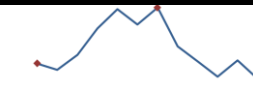

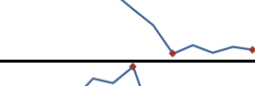

Source: Markit, Nikkei, TrendMacro calculations

Australia data: at a glance

Manufacturing	Dec	Prev	13-month history	Services	Dec	Prev	13-month history
Index	50.2	51.3		Index	47.3	47.6	


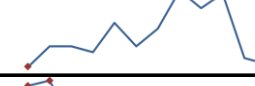
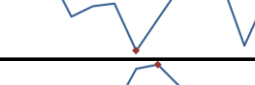

Source: Commonwealth Bank, TrendMacro calculations

Americas data: at a glance

Manufacturing	Last	Prev	13-mo history	Services	Last	Prev	13-mo history
Brazil Dec	44.2	44.3		Brazil Dec	51.0	51.6	
Mexico Dec	51.3	50.6					
Canada Dec	49.2	49.6					
Colombia Dec	51.1	47.3					

Source: Markit, TrendMacro calculations

Middle East/Africa data: at a glance

Manufacturing	Last	Prev	13-mo history
Saudi Arabia Dec	56.9	58.5	
UA Emirates Dec	54.2	54.4	
Egypt Dec	47.2	45.4	
S. Africa Dec	50.2	50.6	

Source: Markit, TrendMacro calculations