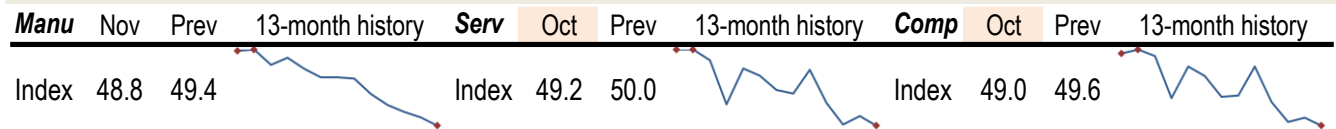


Data Insights: Global PMI

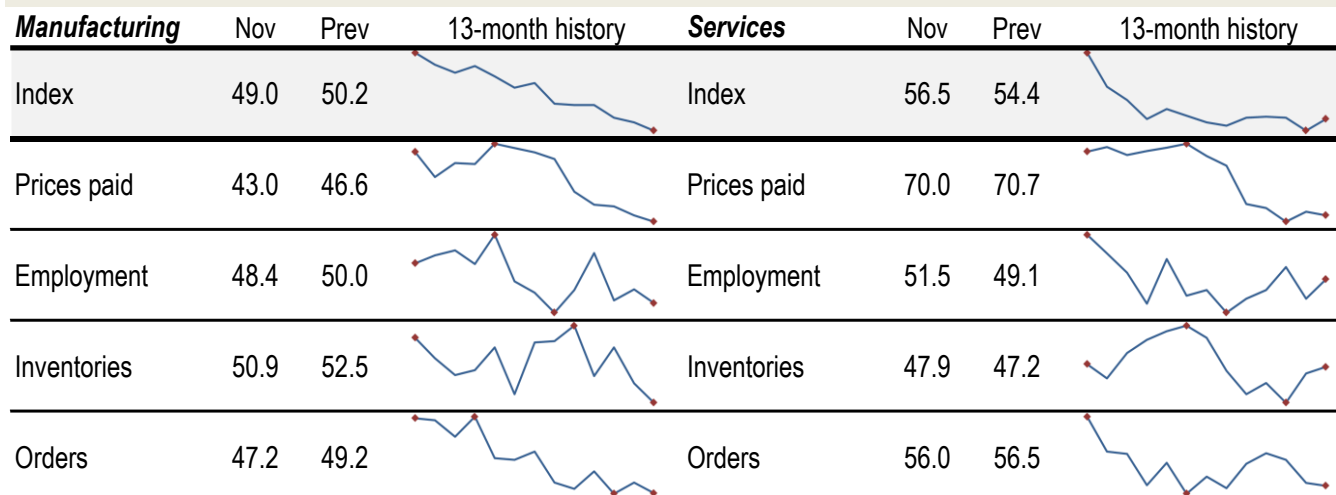
Monday, December 5, 2022

Worldwide aggregate data: at a glance *Indices not updated at time of publication are highlighted*



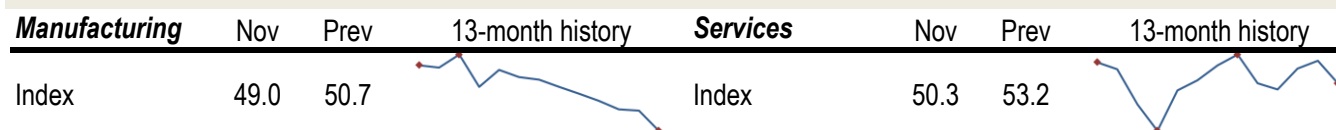
Source: JPMorgan, TrendMacro calculations

US data: at a glance



Source: Institute of Supply Management, TrendMacro calculations

Japan data: at a glance



Source: Markit/Nomura, TrendMacro calculations

For more information contact us:

Donald Luskin: 312 273 6766 don@trendmacro.com
 Thomas Demas: 704 552 3625 tdemas@trendmacro.com

Europe data: at a glance

Manufacturing	Last	Prev	13-month history	Services	Last	Prev	13-month history
Eurozone Nov	47.1	46.4		Eurozone Nov	48.5	48.6	
UK Nov	46.5	46.2		UK Nov	48.8	48.8	
Germany Nov	46.2	45.1		Germany Nov	46.1	46.5	
France Nov	48.3	47.2		France Nov	49.3	51.7	
Italy Nov	48.4	46.5		Italy Nov	49.5	46.4	
Spain Nov	45.7	44.7		Spain Nov	51.2	49.7	
Ireland Nov	48.7	51.4		Ireland Nov	50.8	53.2	
Netherlands Nov	46.0	47.9					
Austria Nov	46.6	46.6					
Greece Nov	48.4	48.1					
Czech Rep Nov	41.6	41.7					

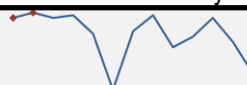
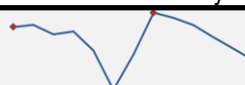





Source: Markit, Various TrendMacro calculations

Eastern Europe data: at a glance

Manufacturing	Last	Prev	13-mo history	Services	Last	Prev	13-mo history
Russia Nov	53.2	50.7		Russia Nov	48.3	43.7	
Poland Nov	43.4	45.7					
Turkey Nov	42.0	46.4					

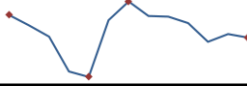
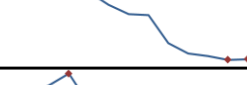




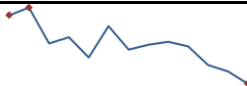
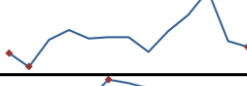


Source: Markit, TrendMacro calculations

China data: at a glance

Manufacturing				Services			
	Nov	Prev	13-month history		Nov	Prev	13-month history
China	48.0	49.2		China	46.7	48.7	
Prices paid	50.7	53.3					
Employment	47.4	48.3		Employment	45.5	46.1	
Orders	46.4	48.1		Orders	42.3	42.8	

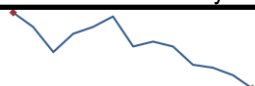
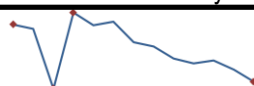
Source: China Federation of Logistics and Purchasing, TrendMacro calculations

Asia data: at a glance

Manufacturing				Services			
	Last	Prev	13-mo history		Last	Prev	13-mo history
Hong Kong Nov	48.7	49.3					
Taiwan Nov	41.6	41.5					
S. Korea Nov	49.0	48.2					
Vietnam Nov	47.4	50.6					
India Nov	55.7	55.3		India Nov	56.4	55.1	
Indonesia Nov	50.3	51.8					
Malaysia Nov	47.9	48.7					
Thailand Nov	51.1	51.6					
Phillipines Nov	52.7	52.6					

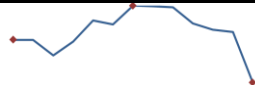

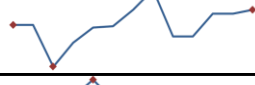
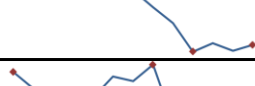

Source: Markit, Nikkei, TrendMacro calculations

Australia data: at a glance

Manufacturing	Nov	Prev	13-month history	Services	Nov	Prev	13-month history
Index	51.3	52.7		Index	47.6	49.3	

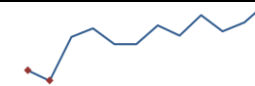
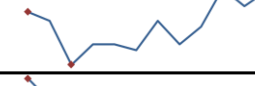
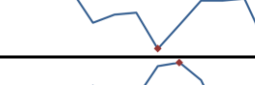

Source: Commonwealth Bank, TrendMacro calculations

Americas data: at a glance

Manufacturing	Last	Prev	13-mo history	Services	Last	Prev	13-mo history
Brazil Nov	44.3	50.8		Brazil Nov	51.6	54.0	
Mexico Nov	50.6	50.3					
Canada Nov	49.6	48.8					
Colombia Nov	47.3	50					

Source: Markit, TrendMacro calculations

Middle East/Africa data: at a glance

Manufacturing	Last	Prev	13-mo history
Saudi Arabia Nov	58.5	57.2	
UA Emirates Oct	56.6	56.1	
Egypt Nov	45.4	47.7	
S. Africa Nov	50.6	49.5	

Source: Markit, TrendMacro calculations