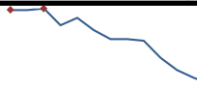
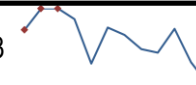



Data Insights: Global PMI



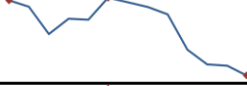
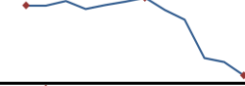
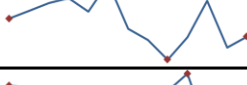
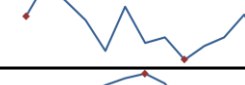
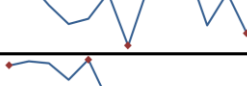



Thursday, November 3, 2022

Worldwide aggregate data: at a glance *Indices not updated at time of publication are highlighted*

Manu	Oct	Prev	13-month history	Serv	Sep	Prev	13-month history	Comp	Sep	Prev	13-month history
Index	49.4	49.8		Index	50.0	49.3		Index	49.7	49.3	

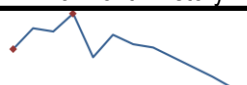
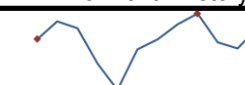
Source: JPMorgan, TrendMacro calculations

US data: at a glance

Manufacturing	Oct	Prev	13-month history	Services	Oct	Prev	13-month history
Index	50.2	50.9		Index	54.4	56.7	
Prices paid	46.6	51.7		Prices paid	70.7	68.7	
Employment	50.0	48.7		Employment	49.1	53.0	
Inventories	52.5	55.5		Inventories	47.2	44.1	
Orders	49.2	47.1		Orders	56.5	60.6	

Source: Institute of Supply Management, TrendMacro calculations

Japan data: at a glance

Manufacturing	Oct	Prev	13-month history	Services	Oct	Prev	13-month history
Index	50.7	50.8		Index	53.0	52.2	

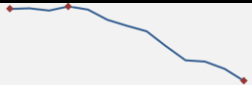

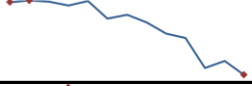
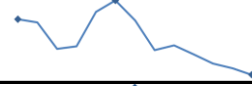
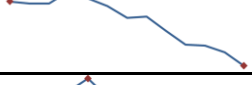
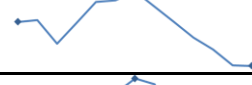
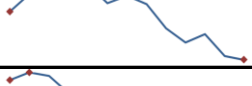




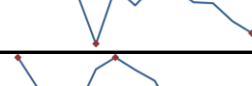
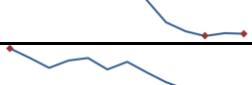



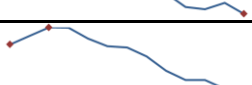

Source: Markit/Nomura, TrendMacro calculations

For more information contact us:

Donald Luskin: 312 273 6766 don@trendmacro.com
Thomas Demas: 704 552 3625 tdemas@trendmacro.com

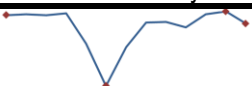
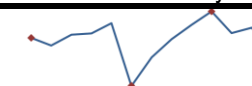


Copyright 2022 Trend Macrolytics LLC. All rights reserved. This document is not to be forwarded to individuals or organizations not authorized by Trend Macrolytics LLC to receive it. For information purposes only; not to be deemed to be recommendations for buying or selling specific securities or to constitute personalized investment advice. Derived from sources deemed to be reliable, but no warranty is made as to accuracy.

Europe data: at a glance

Manufacturing	Last	Prev	13-month history	Services	Last	Prev	13-month history
Eurozone Oct	46.4	48.4		Eurozone Oct	48.2	48.8	
UK Oct	46.2	48.4		UK Oct	48.8	50.0	
Germany Oct	45.1	47.8		Germany Oct	44.9	45.0	
France Oct	47.2	47.7		France Oct	51.3	52.9	
Italy Oct	46.5	48.3		Italy Sep	48.8	50.5	
Spain Oct	44.7	49.0		Spain Sep	48.5	50.6	
Ireland Oct	51.4	51.5		Ireland Oct	53.2	54.1	
Netherlands Oct	47.9	49.0					
Austria Oct	46.6	48.8					
Greece Oct	48.1	49.7					
Czech Rep Oct	41.7	44.7					

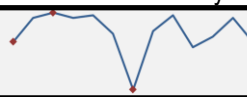

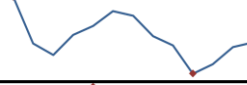
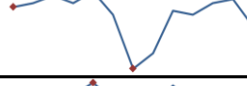
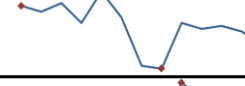


Source: Markit, Various TrendMacro calculations

Eastern Europe data: at a glance

Manufacturing	Last	Prev	13-mo history	Services	Last	Prev	13-mo history
Russia Oct	50.7	52.0		Russia Oct	43.7	51.1	
Poland Oct	42.0	46.4					
Turkey Oct	43.0	46.9					

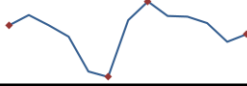
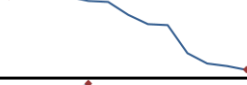
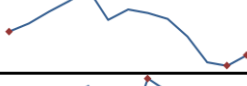
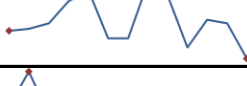
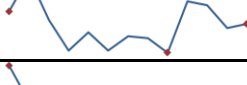

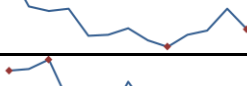



Source: Markit, TrendMacro calculations

China data: at a glance

Manufacturing	Oct	Prev	13-month history	Services	Oct	Prev	13-month history
China	49.2	50.1		China	48.7	50.6	
Prices paid	53.3	51.3					
Employment	48.3	49.0		Employment	46.1	46.6	
Orders	48.1	49.8		Orders	42.8	43.1	


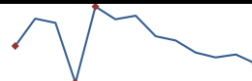
Source: China Federation of Logistics and Purchasing, TrendMacro calculations

Asia data: at a glance

Manufacturing	Last	Prev	13-mo history	Services	Last	Prev	13-mo history
Hong Kong Oct	49.3	48.0					
Taiwan Oct	41.5	42.2					
S. Korea Oct	48.2	47.3					
Vietnam Oct	50.6	52.5					
India Oct	55.3	55.1		India Oct	55.1	54.3	
Indonesia Oct	51.8	53.7					
Malaysia Oct	48.7	49.1					
Thailand Oct	51.6	55.7					
Phillipines Oct	52.6	52.9					


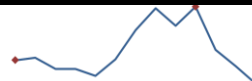
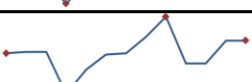
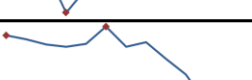
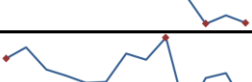
Source: Markit, Nikkei, TrendMacro calculations

Australia data: at a glance

Manufacturing	Oct	Prev	13-month history	Services	Oct	Prev	13-month history
Index	52.7	53.5		Index	49.3	50.6	




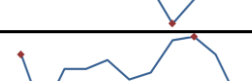
Source: Commonwealth Bank, TrendMacro calculations

Americas data: at a glance

Manufacturing	Last	Prev	13-mo history	Services	Last	Prev	13-mo history
Brazil Oct	50.8	51.1		Brazil Sep	51.9	53.9	
Mexico Oct	50.3	50.3					
Canada Oct	48.8	49.8					
Colombia Oct	50	52.8					

Source: Markit, TrendMacro calculations

Middle East/Africa data: at a glance

Manufacturing	Last	Prev	13-mo history
Saudi Arabia Oct	57.2	56.6	
UA Emirates Oct	56.6	56.1	
Egypt Oct	47.7	47.6	
S. Africa Oct	49.5	49.2	

Source: Markit, TrendMacro calculations