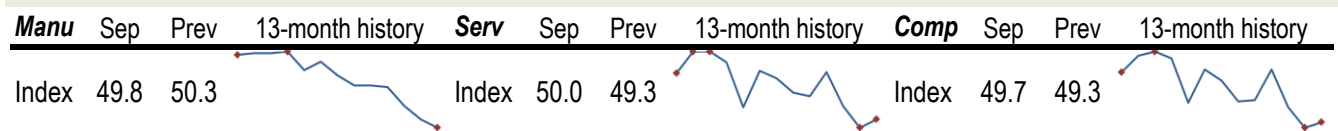


Data Insights: Global PMI

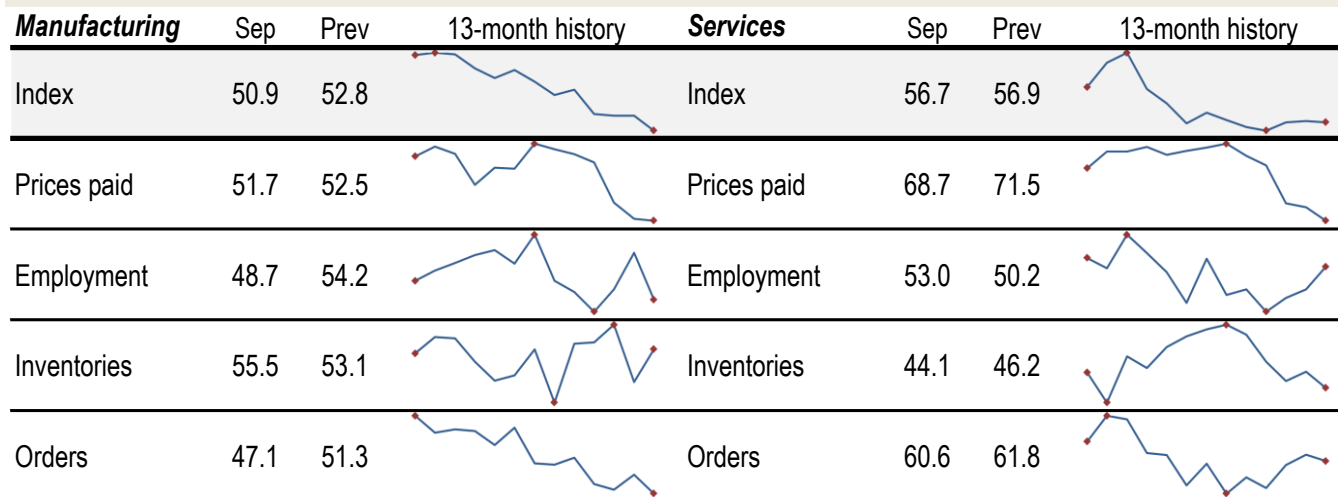
Wednesday, October 5, 2022

Worldwide aggregate data: at a glance *Indices not updated at time of publication are highlighted*



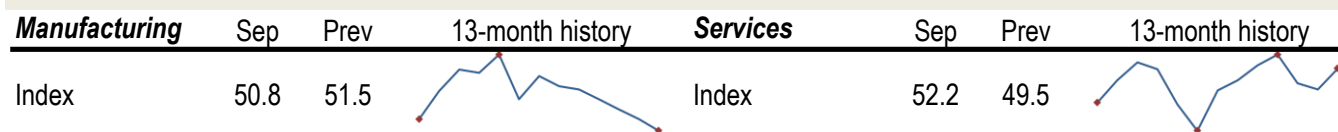
Source: JPMorgan, TrendMacro calculations

US data: at a glance



Source: Institute of Supply Management, TrendMacro calculations

Japan data: at a glance

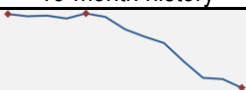
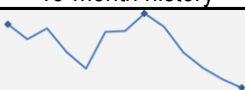


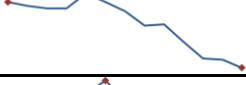
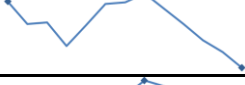


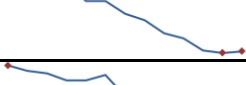

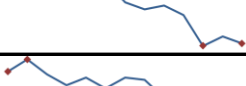
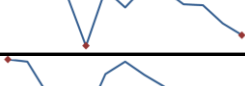


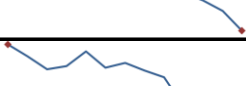
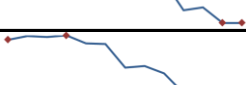
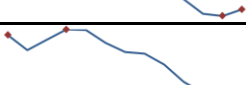



Source: Markit/Nomura, TrendMacro calculations

For more information contact us:


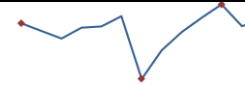
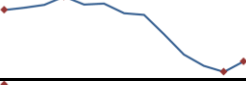

Donald Luskin: 312 273 6766 don@trendmacro.com
 Thomas Demas: 704 552 3625 tdemas@trendmacro.com

Europe data: at a glance

Manufacturing	Last	Prev	13-month history	Services	Last	Prev	13-month history
Eurozone Sep	48.4	49.6		Eurozone Sep	48.8	49.8	
UK Sep	48.4	47.3		UK Sep	50.0	50.9	
Germany Sep	47.8	49.1		Germany Sep	45.0	47.7	
France Sep	47.7	50.6		France Sep	52.9	51.2	
Italy Sep	48.3	48.0		Italy Sep	48.8	50.5	
Spain Sep	49.0	49.9		Spain Sep	48.5	50.6	
Ireland Sep	51.5	51.1		Ireland Sep	54.1	54.7	
Netherlands Sep	49.0	52.6					
Austria Sep	48.8	48.8					
Greece Sep	49.7	48.8					
Czech Rep Sep	44.7	46.8					

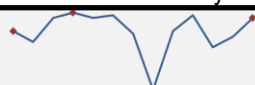

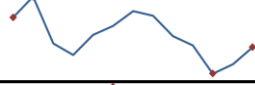
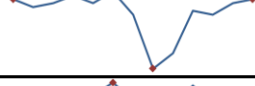


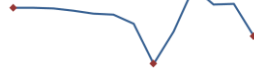
Source: Markit, Various TrendMacro calculations

Eastern Europe data: at a glance

Manufacturing	Last	Prev	13-mo history	Services	Last	Prev	13-mo history
Russia Sep	52.0	51.7		Russia Sep	51.1	49.9	
Poland Sep	43.0	46.9					
Turkey Sep	40.9	47.4					

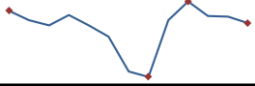
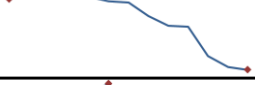
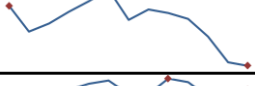

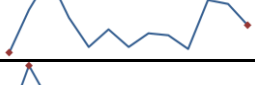
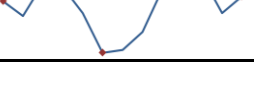
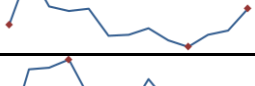



Source: Markit, TrendMacro calculations

China data: at a glance

Manufacturing				Services			
	Sep	Prev	13-month history		Sep	Prev	13-month history
China	50.1	49.4		China	50.6	52.6	
Prices paid	51.3	44.3					
Employment	49.0	48.9		Employment	46.6	46.8	
Orders	49.8	49.2		Orders	43.1	49.8	

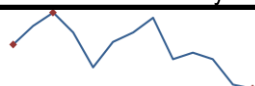
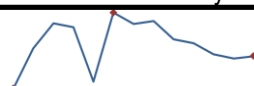
Source: China Federation of Logistics and Purchasing, TrendMacro calculations

Asia data: at a glance

Manufacturing				Services			
	Last	Prev	13-mo history		Last	Prev	13-mo history
Hong Kong Aug	51.2	52.3					
Taiwan Sep	42.2	42.7					
S. Korea Sep	47.3	47.6					
Vietnam Sep	52.5	52.7					
India Sep	55.1	56.2		India Aug	57.2	55.5	
Indonesia Sep	53.7	51.7					
Malaysia Sep	49.1	50.3					
Thailand Sep	55.7	53.7					
Phillipines Sep	52.9	51.2					


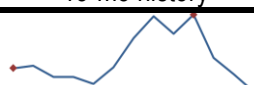

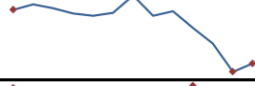

Source: Markit, Nikkei, TrendMacro calculations

Australia data: at a glance

Manufacturing	Sep	Prev	13-month history	Services	Sep	Prev	13-month history
Index	53.5	53.8		Index	50.6	50.2	





Source: Commonwealth Bank, TrendMacro calculations

Americas data: at a glance

Manufacturing	Last	Prev	13-mo history	Services	Last	Prev	13-mo history
Brazil Sep	51.1	51.9		Brazil Sep	51.9	53.9	
Mexico Sep	50.3	48.5					
Canada Sep	49.8	48.7					
Colombia Sep	52.8	52.4					

Source: Markit, TrendMacro calculations

Middle East/Africa data: at a glance

Manufacturing	Last	Prev	13-mo history
Saudi Arabia Sep	56.6	57.7	
UA Emirates Sep	56.1	56.7	
Egypt Sep	47.6	47.6	
S. Africa Sep	49.2	51.7	

Source: Markit, TrendMacro calculations