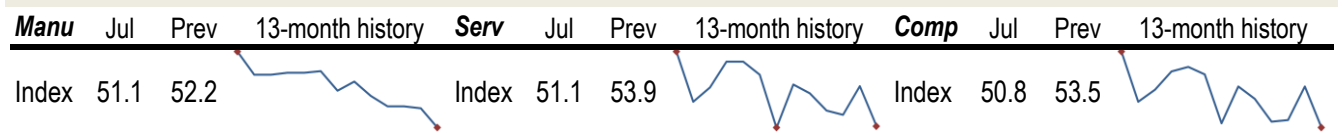


## Data Insights: Global PMI

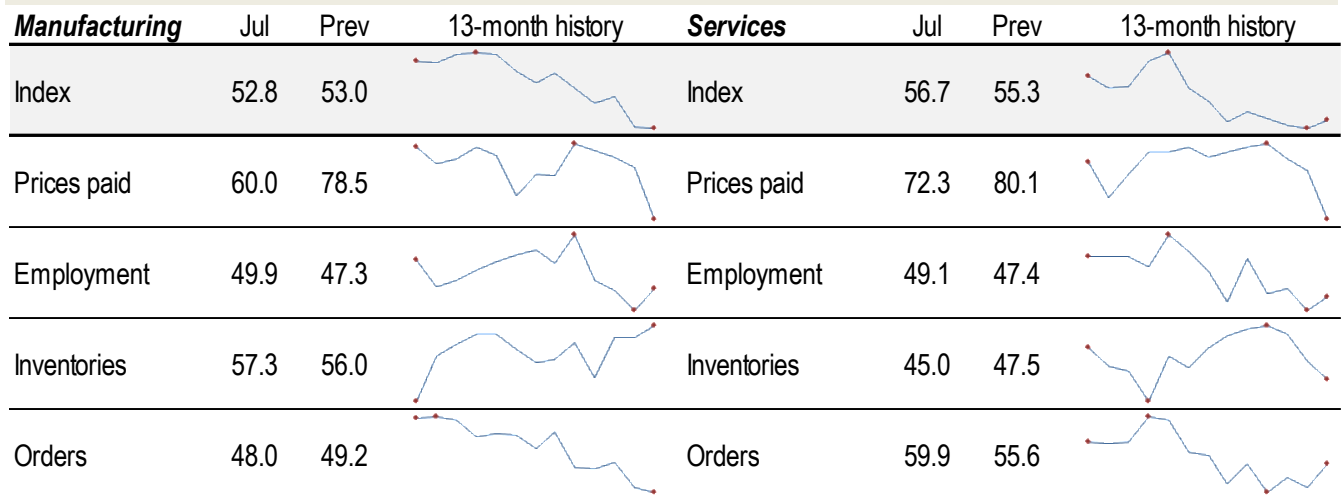
Wednesday, August 3, 2022

### Worldwide aggregate data: at a glance *Indices not updated at time of publication are highlighted*



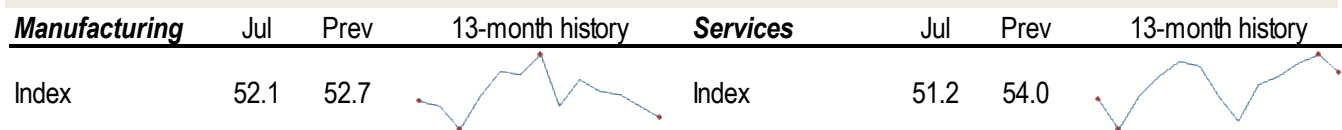
Source: JPMorgan, TrendMacro calculations

### US data: at a glance



Source: Institute of Supply Management, TrendMacro calculations

### Japan data: at a glance



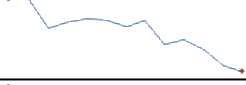
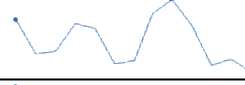
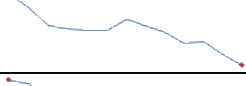
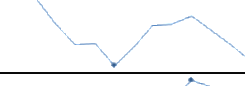
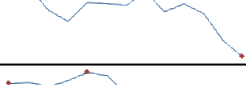
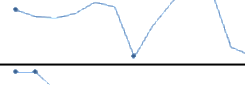

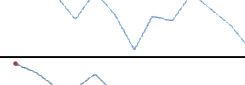

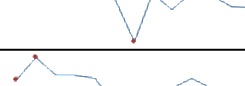

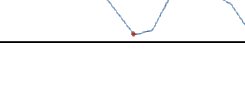

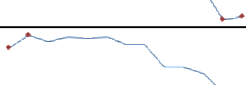
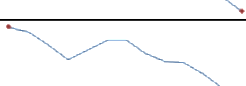



Source: Markit/Nomura, TrendMacro calculations

#### For more information contact us:

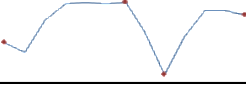
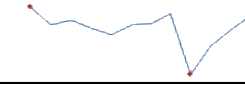
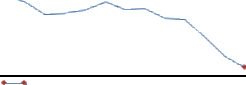

Donald Luskin: 312 273 6766 [don@trendmacro.com](mailto:don@trendmacro.com)  
 Thomas Demas: 704 552 3625 [tdemas@trendmacro.com](mailto:tdemas@trendmacro.com)

## Europe data: at a glance

<b>Manufacturing</b>	Last	Prev	13-month history	<b>Services</b>	Last	Prev	13-month history
Eurozone Jul	49.8	52.1		Eurozone Jul	51.2	53.0	
UK Jul	52.1	52.8		UK Jul	52.6	54.3	
Germany Jul	49.3	52.0		Germany Jul	49.7	52.4	
France Jul	49.5	51.4		France Jul	53.2	53.9	
Italy Jul	48.5	50.9		Italy Jul	48.4	51.6	
Spain Jul	48.7	52.6		Spain Jul	53.8	54.0	
Ireland Jul	51.8	53.1		Ireland Jun	55.6	60.2	
Netherlands Jul	54.5	55.9					
Austria Jul	51.7	51.2					
Greece Jul	49.1	51.1					
Czech Rep Jul	46.8	49.0					


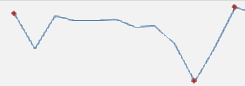
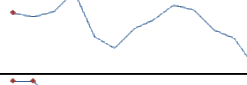
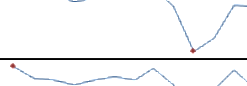



Source: Markit, Various TrendMacro calculations

## Eastern Europe data: at a glance

<b>Manufacturing</b>	Last	Prev	13-mo history	<b>Services</b>	Last	Prev	13-mo history
Russia Jul	50.3	50.9		Russia Jul	54.7	51.7	
Poland Jul	42.1	46.9					
Turkey Jul	44.4	48.1					

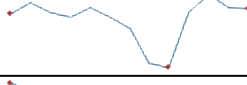


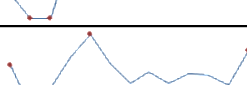


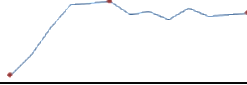



Source: Markit, TrendMacro calculations

## China data: at a glance

<b>Manufacturing</b>	Jul	Prev	13-month history	<b>Services</b>	Jul	Prev	13-month history
China	49.0	50.2		China	53.8	54.7	
Prices paid	40.4	52.0					
Employment	48.6	48.7		Employment	46.7	46.9	
Orders	48.5	50.4		Orders	49.7	53.2	

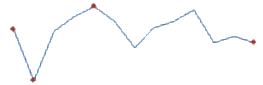
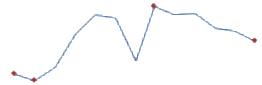
Source: China Federation of Logistics and Purchasing, TrendMacro calculations

## Asia data: at a glance

<b>Manufacturing</b>	Last	Prev	13-mo history	<b>Services</b>	Last	Prev	13-mo history
Hong Kong Jul	52.3	52.4					
Taiwan Jul	44.6	49.8					
S. Korea Jul	49.8	51.3					
Vietnam Jul	51.2	54					
India Jul	56.4	53.9		India Jul	55.5	59.2	
Indonesia Jul	51.3	50.2					
Malaysia Jul	50.6	50.4					
Thailand Jul	52.4	50.7					
Phillipines Jul	50.8	53.8					

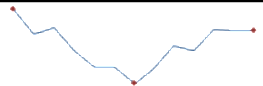
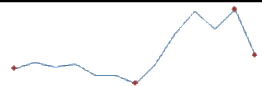
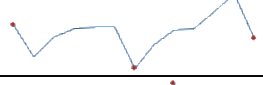


Source: Markit, Nikkei, TrendMacro calculations

## Australia data: at a glance

<b>Manufacturing</b>	Jul	Prev	13-month history	<b>Services</b>	Jul	Prev	13-month history
Index	55.7	56.2		Index	50.4	52.6	

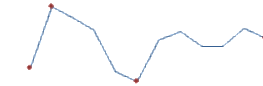

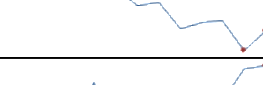

Source: Commonwealth Bank, TrendMacro calculations

## Americas data: at a glance

<b>Manufacturing</b>	Last	Prev	13-mo history	<b>Services</b>	Last	Prev	13-mo history
Brazil Jul	54.0	54.1		Brazil Jul	55.8	60.8	
Mexico Jul	48.5	52.2					
Canada Jul	52.5	54.6					
Colombia Jul	49.5	55.7					

Source: Markit, TrendMacro calculations

## Middle East/Africa data: at a glance

<b>Manufacturing</b>	Last	Prev	13-mo history
Saudi Arabia Jul	56.3	57.0	
UA Emirates Jul	55.4	54.8	
Egypt Jul	46.4	45.2	
S. Africa Jul	52.7	52.5	

Source: Markit, TrendMacro calculations