
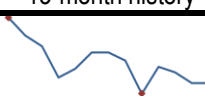
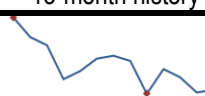


Data Insights: Global PMI


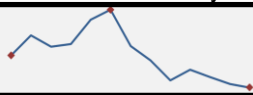
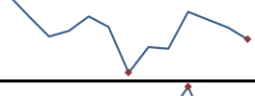
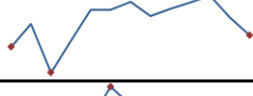
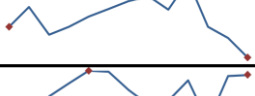
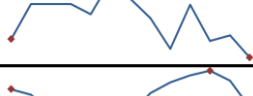
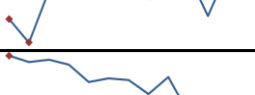
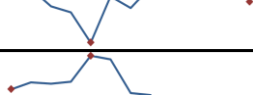
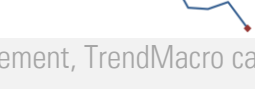

Wednesday, June 6, 2022

Worldwide aggregate data: at a glance *Indices not updated at time of publication are highlighted*

Manu	Jun	Prev	13-month history	Serv	May	Prev	13-month history	Comp	May	Prev	13-month history
Index	52.2	52.3		Index	52.2	52.2		Index	51.5	51.2	

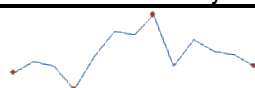
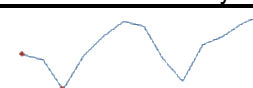
Source: JPMorgan, TrendMacro calculations

US data: at a glance

Manufacturing	Jun	Prev	13-month history	Services	Jun	Prev	13-month history
Index	53.0	56.1		Index	55.3	55.9	
Prices paid	78.5	82.2		Prices paid	80.1	82.1	
Employment	47.3	49.6		Employment	47.4	50.2	
Inventories	56.0	55.9		Inventories	47.5	51.0	
Orders	49.2	55.1		Orders	55.6	57.6	

Source: Institute of Supply Management, TrendMacro calculations

Japan data: at a glance

Manufacturing	Jun	Prev	13-month history	Services	Jun	Prev	13-month history
Index	52.7	53.3		Index	54.0	52.6	

Source: Markit/Nomura, TrendMacro calculations

For more information contact us:

Donald Luskin: 312 273 6766 don@trendmacro.com
 Thomas Demas: 704 552 3625 tdemas@trendmacro.com

Europe data: at a glance

Manufacturing	Last	Prev	13-month history	Services	Last	Prev	13-month history
Eurozone Jun	52.1	54.6		Eurozone Jun	53.0	56.1	
UK Jun	52.8	54.6		UK Jun	54.3	53.4	
Germany Jun	52.0	54.8		Germany Jun	52.4	55.0	
France Jun	51.4	54.6		France Jun	53.9	58.3	
Italy Jun	50.9	51.9		Italy Jun	51.6	53.7	
Spain Jun	52.6	53.8		Spain Jun	54.0	56.5	
Ireland Jun	53.1	56.4		Ireland Jun	55.6	60.2	
Netherlands Jun	55.9	57.8					
Austria Jun	51.2	56.6					
Greece Jun	51.1	53.8					
Czech Rep Jun	49.0	52.3					



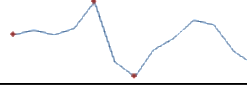
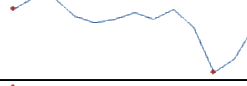
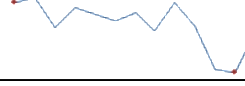

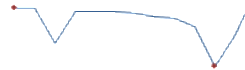
Source: Markit, Various TrendMacro calculations

Eastern Europe data: at a glance

Manufacturing	Last	Prev	13-mo history	Services	Last	Prev	13-mo history
Russia Jun	50.9	50.8		Russia Jun	51.7	48.5	
Poland Jun	44.4	48.1					
Turkey Jun	48.5	49.2					


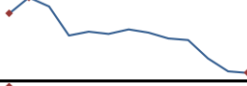
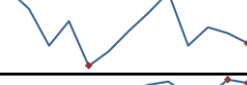
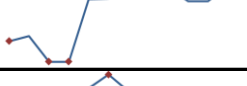


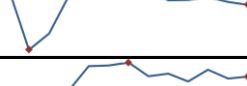



Source: Markit, TrendMacro calculations

China data: at a glance

Manufacturing	Jun	Prev	13-month history	Services	Jun	Prev	13-month history
China	50.2	49.6		China	54.7	47.8	
Prices paid	52.0	55.8					
Employment	48.7	47.6		Employment	46.9	45.3	
Orders	50.4	48.2		Orders	53.2	44.1	

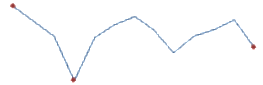
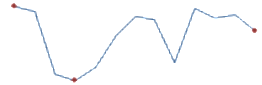
Source: China Federation of Logistics and Purchasing, TrendMacro calculations

Asia data: at a glance

Manufacturing	Last	Prev	13-mo history	Services	Last	Prev	13-mo history
Hong Kong Jun	52.4	54.9					
Taiwan Jun	49.8	50.0					
S. Korea Jun	51.3	51.8					
Vietnam Jun	54	54.7					
India Jun	53.9	54.6		India Jun	59.2	58.9	
Indonesia Jun	50.2	50.8					
Malaysia Jun	50.4	50.1					
Thailand Jun	50.7	51.9					
Phillipines Jun	53.8	54.1					


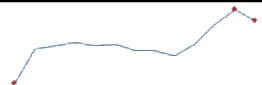
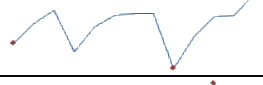
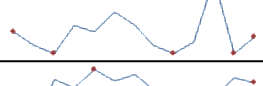

Source: Markit, Nikkei, TrendMacro calculations

Australia data: at a glance

Manufacturing	May	Prev	13-month history	Services	May	Prev	13-month history
Index	55.7	58.8		Index	53.0	56.1	

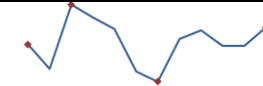



Source: Commonwealth Bank, TrendMacro calculations

Americas data: at a glance

Manufacturing	Last	Prev	13-mo history	Services	Last	Prev	13-mo history
Brazil May	54.2	51.8		Brazil May	58.6	60.6	
Mexico May	50.6	49.3					
Canada May	56.8	56.2					
Colombia May	53.9	54.4					

Source: Markit, TrendMacro calculations

Middle East/Africa data: at a glance

Manufacturing	Last	Prev	13-mo history
Saudi Arabia Jun	57.0	55.7	
UA Emirates Jun	54.8	55.6	
Egypt Jun	45.2	47.0	
S. Africa Jun	52.5	50.7	

Source: Markit, TrendMacro calculations