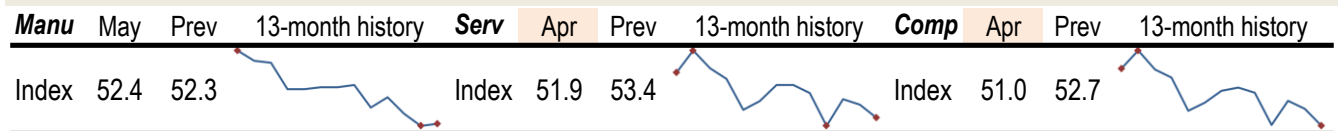


Data Insights: Global PMI

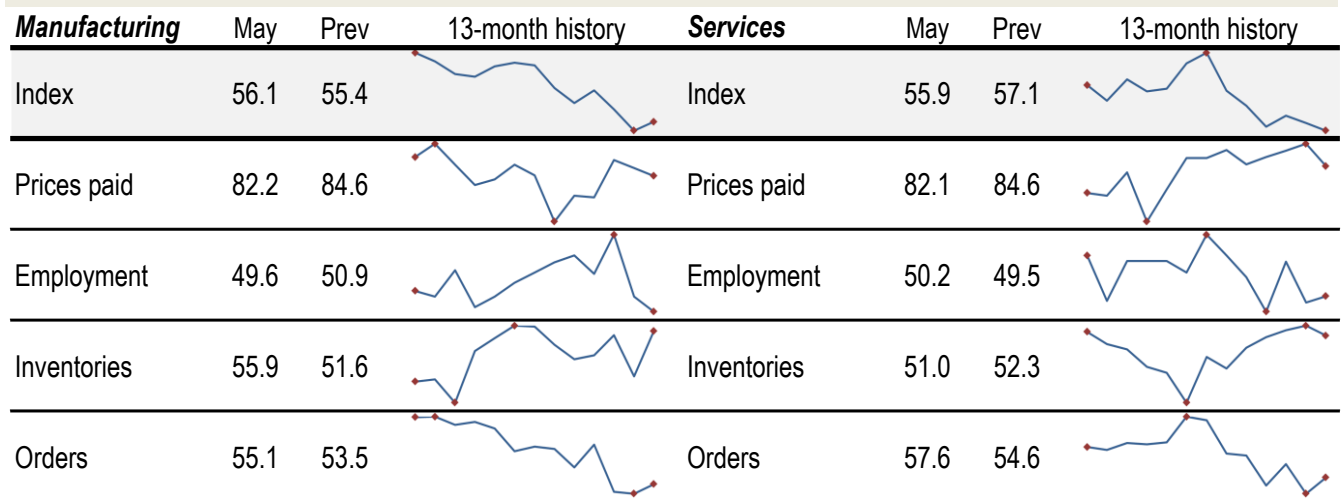
Friday, June 3, 2022

Worldwide aggregate data: at a glance *Indices not updated at time of publication are highlighted*



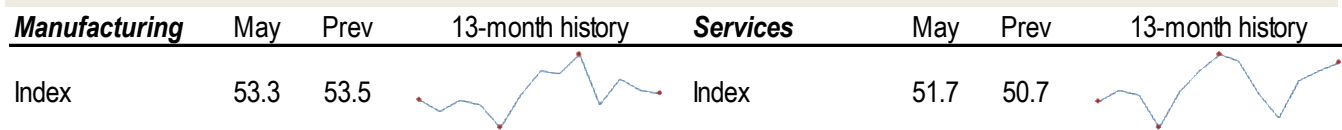
Source: JPMorgan, TrendMacro calculations

US data: at a glance



Source: Institute of Supply Management, TrendMacro calculations

Japan data: at a glance



Source: Markit/Nomura, TrendMacro calculations

For more information contact us:

Donald Luskin: 312 273 6766 don@trendmacro.com
 Thomas Demas: 704 552 3625 tdemas@trendmacro.com

Europe data: at a glance

Manufacturing	Last	Prev	13-month history	Services	Last	Prev	13-month history
Eurozone May	54.6	55.5		Eurozone May	56.1	57.7	
UK May	54.6	55.8		UK May	51.8	58.9	
Germany May	54.8	54.6		Germany May	55.0	57.6	
France May	54.6	55.7		France May	58.3	58.9	
Italy May	51.9	54.5		Italy May	53.7	55.7	
Spain May	53.8	53.3		Spain May	56.5	57.1	
Ireland May	56.4	59.1		Ireland May	60.2	61.7	
Netherlands May	57.8	59.9					
Austria May	56.6	57.9					
Greece May	53.8	54.8					
Czech Rep May	52.3	54.4					



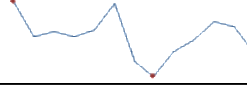
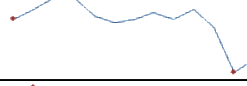
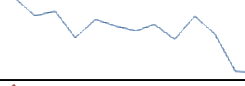


Source: Markit, Various TrendMacro calculations

Eastern Europe data: at a glance

Manufacturing	Last	Prev	13-mo history	Services	Last	Prev	13-mo history
Russia May	50.8	48.2		Russia May	48.5	44.5	
Poland May	48.5	49.2					
Turkey May	52.4	49.2					

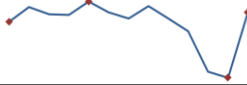
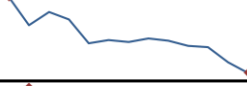
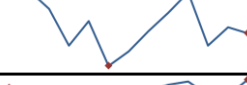
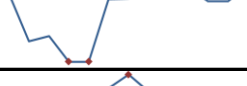
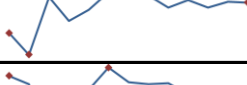

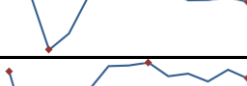



Source: Markit, TrendMacro calculations

China data: at a glance

Manufacturing	May	Prev	13-month history	Services	May	Prev	13-month history
China	49.6	47.4		China	47.8	41.9	
Prices paid	55.8	64.2					
Employment	47.6	47.2		Employment	45.3	45.4	
Orders	48.2	42.6		Orders	44.1	37.4	



Source: China Federation of Logistics and Purchasing, TrendMacro calculations

Asia data: at a glance

Manufacturing	Last	Prev	13-mo history	Services	Last	Prev	13-mo history
Hong Kong Apr	51.7	42.0					
Taiwan May	50.0	51.7					
S. Korea May	51.8	52.1					
Vietnam May	54.7	51.7					
India May	54.6	54.7		India May	58.9	57.9	
Indonesia May	50.8	51.9					
Malaysia May	50.1	51.6					
Thailand May	51.9	51.9					
Phillipines May	54.1	54.3					


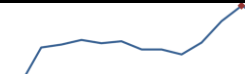



Source: Markit, Nikkei, TrendMacro calculations

Australia data: at a glance

Manufacturing	May	Prev	13-month history	Services	May	Prev	13-month history
Index	55.7	58.8		Index	53.0	56.1	

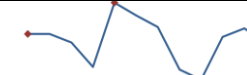



Source: Commonwealth Bank, TrendMacro calculations

Americas data: at a glance

Manufacturing	Last	Prev	13-mo history	Services	Last	Prev	13-mo history
Brazil May	54.2	51.8		Brazil May	58.6	60.6	
Mexico May	50.6	49.3					
Canada May	56.8	56.2					
Colombia May	53.9	54.4					

Source: Markit, TrendMacro calculations

Middle East/Africa data: at a glance

Manufacturing	Last	Prev	13-mo history
Saudi Arabia Apr	55.7	56.8	
UA Emirates May	55.6	54.6	
Egypt Apr	46.9	46.5	
S. Africa May	50.7	50.3	

Source: Markit, TrendMacro calculations