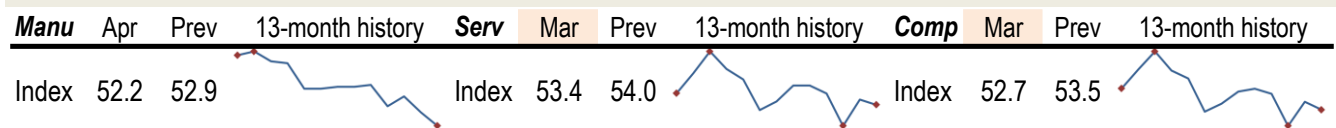


Data Insights: Global PMI

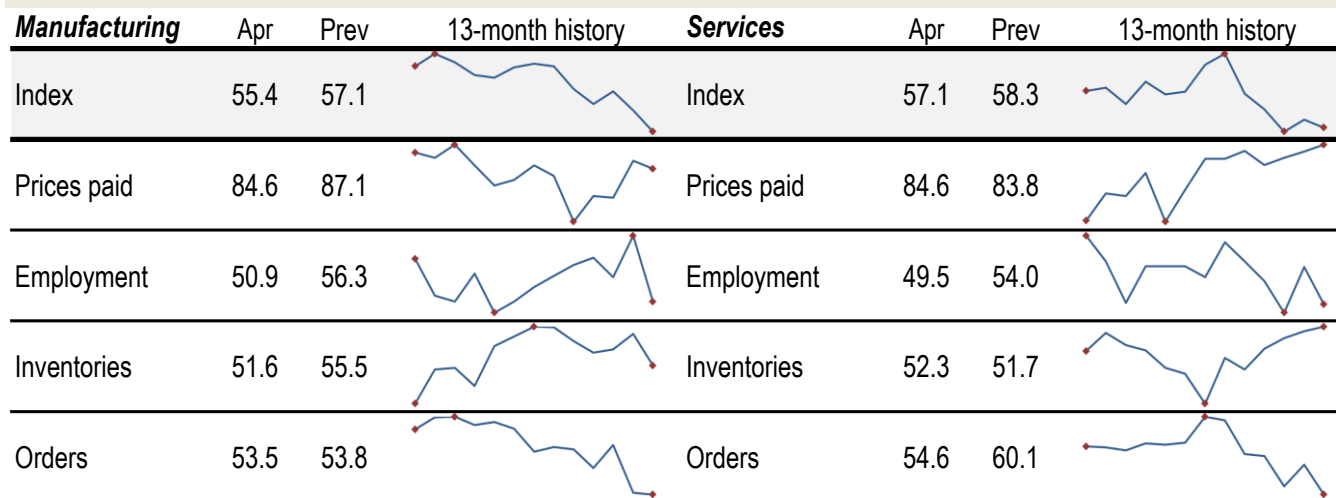
Wednesday, May 4, 2022

Worldwide aggregate data: at a glance *Indices not updated at time of publication are highlighted*




Source: JPMorgan, TrendMacro calculations

US data: at a glance



Source: Institute of Supply Management, TrendMacro calculations

Japan data: at a glance



Source: Markit/Nomura, TrendMacro calculations

For more information contact us:

Donald Luskin: 312 273 6766 don@trendmacro.com
 Thomas Demas: 704 552 3625 tdemas@trendmacro.com

Europe data: at a glance

Manufacturing	Last	Prev	13-month history	Services	Last	Prev	13-month history
Eurozone Apr	55.5	56.5		Eurozone Apr	57.7	55.6	
UK Apr	55.8	55.2		UK Apr	58.3	62.6	
Germany Apr	54.6	56.9		Germany Apr	57.6	56.1	
France Apr	55.7	54.7		France Apr	58.9	57.4	
Italy Apr	54.5	55.8		Italy Apr	55.7	52.1	
Spain Apr	53.3	54.2		Spain Apr	57.1	53.4	
Ireland Apr	59.1	59.4		Ireland Mar	63.4	61.8	
Netherlands Apr	59.9	58.4					
Austria Apr	57.9	59.3					
Greece Apr	54.8	54.6					
Czech Rep Apr	54.4	54.7					

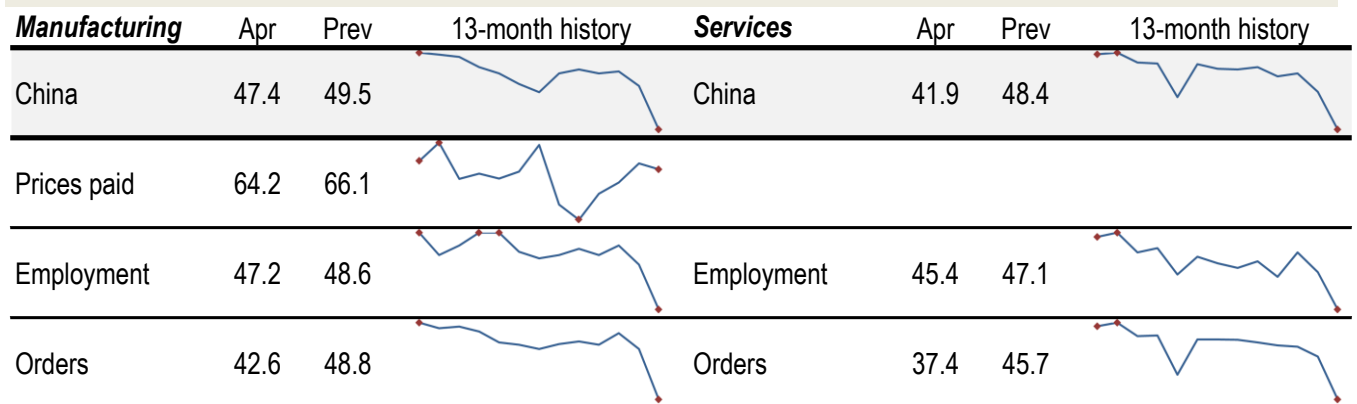
Source: Markit, Various TrendMacro calculations

Eastern Europe data: at a glance

Manufacturing	Last	Prev	13-mo history	Services	Last	Prev	13-mo history
Russia Apr	48.2	44.1		Russia Mar	38.1	52.1	
Poland Apr	52.4	49.4					
Turkey Mar	52.7	50.4					

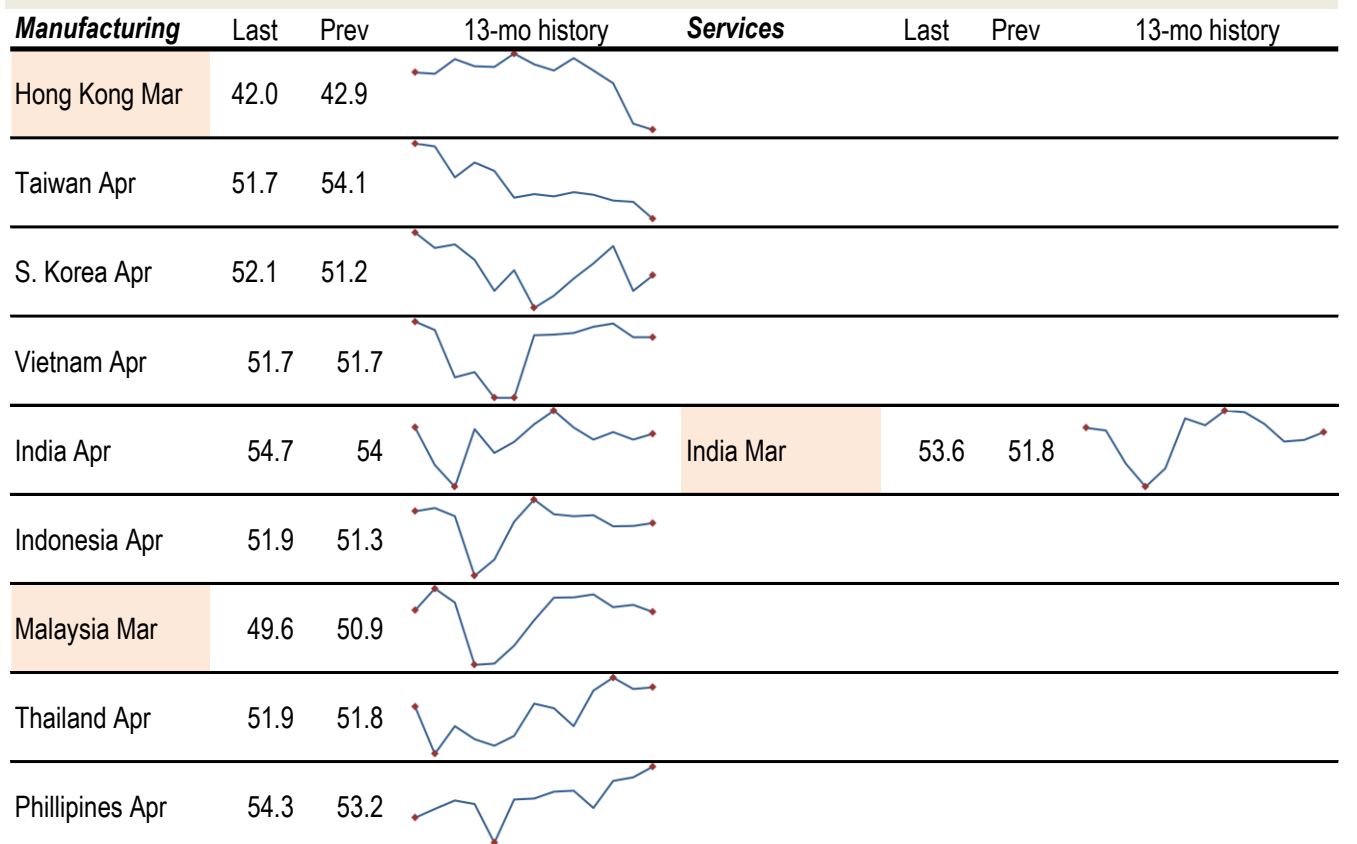
Source: Markit, TrendMacro calculations

China data: at a glance



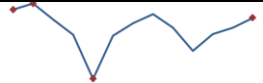

Source: China Federation of Logistics and Purchasing, TrendMacro calculations

Asia data: at a glance






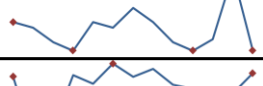

Source: Markit, Nikkei, TrendMacro calculations

Australia data: at a glance

Manufacturing	Apr	Prev	13-month history	Services	Apr	Prev	13-month history
Index	58.8	57.7		Index	56.1	55.6	





Source: Commonwealth Bank, TrendMacro calculations

Americas data: at a glance

Manufacturing	Last	Prev	13-mo history	Services	Last	Prev	13-mo history
Brazil Apr	51.8	52.3		Brazil Apr	60.6	58.1	
Mexico Apr	49.3	49.2					
Canada Apr	56.2	58.9					
Colombia Apr	54.4	52.1					

Source: Markit, TrendMacro calculations

Middle East/Africa data: at a glance

Manufacturing	Last	Prev	13-mo history
Saudi Arabia Mar	56.8	56.2	
UA Emirates Mar	54.8	54.8	
Egypt Mar	46.5	48.1	
S. Africa Mar	51.4	50.9	

Source: Markit, TrendMacro calculations