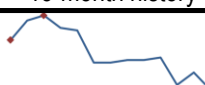
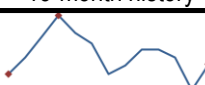
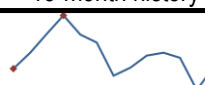


Data Insights: Global PMI





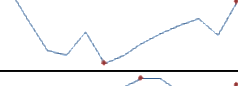


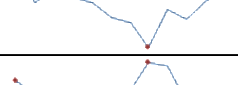
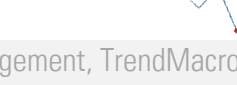

Tuesday, April 5, 2022

Worldwide aggregate data: at a glance *Indices not updated at time of publication are highlighted*

Manu	Mar	Prev	13-month history	Serv	Feb	Prev	13-month history	Comp	Feb	Prev	13-month history
Index	53.0	53.7		Index	53.9	51.0		Index	53.4	51.1	



Source: JPMorgan, TrendMacro calculations

US data: at a glance

Manufacturing	Mar	Prev	13-month history	Services	Mar	Prev	13-month history
Index	57.1	58.6		Index	58.3	56.5	
Prices paid	87.1	75.6		Prices paid	83.8	83.1	
Employment	56.3	52.9		Employment	54.0	48.5	
Inventories	55.5	53.6		Inventories	51.7	50.8	
Orders	53.8	61.7		Orders	60.1	56.1	

Source: Institute of Supply Management, TrendMacro calculations

Japan data: at a glance

Manufacturing	Mar	Prev	13-month history	Services	Mar	Prev	13-month history
Index	54.1	52.7		Index	49.4	44.2	

Source: Markit/Nomura, TrendMacro calculations

For more information contact us:

Donald Luskin: 312 273 6766 don@trendmacro.com
 Thomas Demas: 704 552 3625 tdemas@trendmacro.com

Europe data: at a glance

Manufacturing	Last	Prev	13-month history	Services	Last	Prev	13-month history
Eurozone Mar	56.5	58.2		Eurozone Mar	55.6	55.5	
UK Mar	55.2	58.0		UK Mar	62.6	60.5	
Germany Mar	56.9	58.4		Germany Mar	56.1	55.8	
France Mar	54.7	57.2		France Mar	57.4	55.5	
Italy Mar	55.8	58.3		Italy Mar	52.1	52.8	
Spain Mar	54.2	56.9		Spain Mar	53.4	56.6	
Ireland Mar	59.4	57.8		Ireland Mar	63.4	61.8	
Netherlands Mar	58.4	60.6					
Austria Mar	59.3	58.4					
Greece Mar	54.6	57.8					
Czech Rep Mar	54.7	56.5					

Source: Markit, Various TrendMacro calculations

Eastern Europe data: at a glance

Manufacturing	Last	Prev	13-mo history	Services	Last	Prev	13-mo history
Russia Mar	44.1	48.6		Russia Mar	38.1	52.1	
Poland Mar	52.7	49.4					
Turkey Mar	54.7	50.4					

Source: Markit, TrendMacro calculations

China data: at a glance

Manufacturing				Services			
	Mar	Prev	13-month history		Mar	Prev	13-month history
China	49.5	50.2		China	48.4	51.6	
Prices paid	66.1	60.0					
Employment	48.6	49.2		Employment	47.1	48.0	
Orders	48.8	50.7		Orders	45.7	47.6	

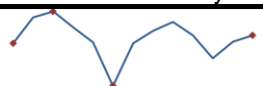
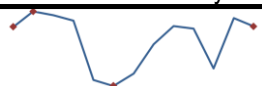
Source: China Federation of Logistics and Purchasing, TrendMacro calculations

Asia data: at a glance

Manufacturing				Services			
	Last	Prev	13-mo history		Last	Prev	13-mo history
Hong Kong Feb	42.9	48.9					
Taiwan Mar	54.1	54.3					
S. Korea Mar	51.2	53.8					
Vietnam Mar	51.7	54.3					
India Mar	54	54.9		India Feb	51.8	51.5	
Indonesia Mar	51.3	51.2					
Malaysia Mar	49.6	50.9					
Thailand Mar	51.8	52.5					
Phillipines Mar	53.2	52.8					

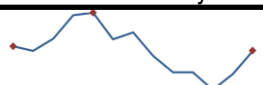
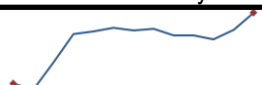
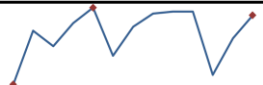

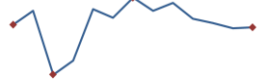
Source: Markit, Nikkei, TrendMacro calculations

Australia data: at a glance

Manufacturing	Mar	Prev	13-month history	Services	Mar	Prev	13-month history
Index	57.7	57.0		Index	55.6	57.4	

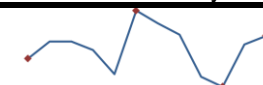

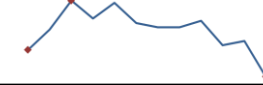

Source: Commonwealth Bank, TrendMacro calculations

Americas data: at a glance

Manufacturing	Last	Prev	13-mo history	Services	Last	Prev	13-mo history
Brazil Mar	52.3	49.6		Brazil Mar	58.1	54.7	
Mexico Mar	49.2	48.0					
Canada Mar	58.9	56.6					
Colombia Mar	52.1	52					

Source: Markit, TrendMacro calculations

Middle East/Africa data: at a glance

Manufacturing	Last	Prev	13-mo history
Saudi Arabia Mar	56.8	56.2	
UA Emirates Mar	54.8	54.8	
Egypt Mar	46.5	48.1	
S. Africa Mar	51.4	50.9	

Source: Markit, TrendMacro calculations