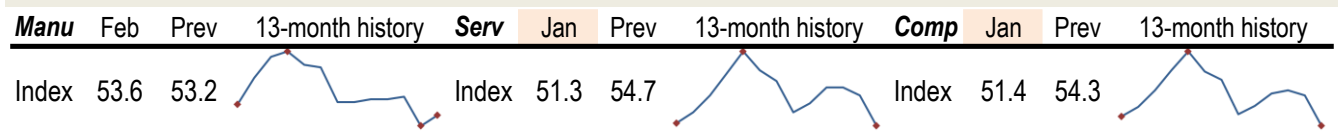


Data Insights: Global PMI

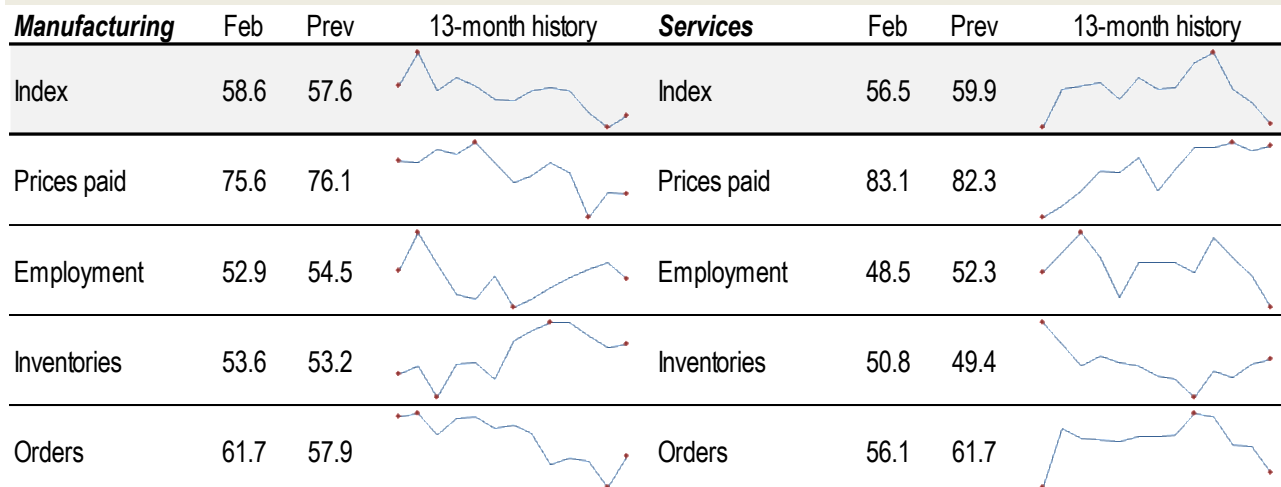
Thursday, March 3, 2022

Worldwide aggregate data: at a glance *Indices not updated at time of publication are highlighted*



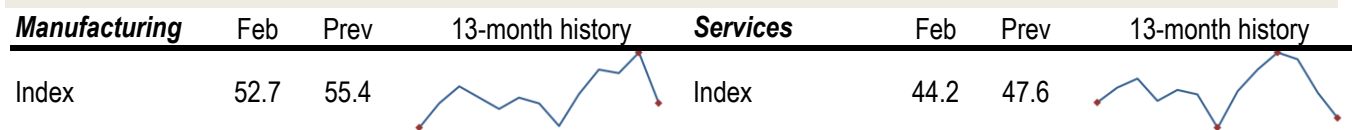
Source: JPMorgan, TrendMacro calculations

US data: at a glance



Source: Institute of Supply Management, TrendMacro calculations

Japan data: at a glance



Source: Markit/Nomura, TrendMacro calculations

For more information contact us:

Donald Luskin: 312 273 6766 don@trendmacro.com
 Thomas Demas: 704 552 3625 tdemas@trendmacro.com

Europe data: at a glance

Manufacturing	Last	Prev	13-month history	Services	Last	Prev	13-month history
Eurozone Feb	58.2	58.7		Eurozone Feb	55.5	51.1	
UK Feb	58.0	57.3		UK Feb	60.5	54.1	
Germany Feb	58.4	59.8		Germany Feb	55.8	52.2	
France Feb	57.2	55.5		France Feb	55.5	53.1	
Italy Feb	58.3	58.3		Italy Feb	52.8	48.5	
Spain Feb	56.9	56.2		Spain Feb	56.6	46.6	
Ireland Feb	57.8	59.4		Ireland Feb	61.8	56.2	
Netherlands Feb	60.6	60.1					
Austria Feb	58.4	61.5					
Greece Feb	57.8	57.9					
Czech Rep Feb	56.5	59.0					

Source: Markit, Various TrendMacro calculations

Eastern Europe data: at a glance

Manufacturing	Last	Prev	13-mo history	Services	Last	Prev	13-mo history
Russia Feb	48.6	51.8		Russia Feb	52.1	49.8	
Poland Feb	54.7	50.4					
Turkey Feb	54.5	50.5					

Source: Markit, TrendMacro calculations

China data: at a glance

Manufacturing				Services			
	Feb	Prev	13-month history		Feb	Prev	13-month history
China	50.2	50.1		China	51.6	51.1	
Prices paid	60.0	56.4					
Employment	49.2	48.9		Employment	48.0	46.9	
Orders	50.7	49.3		Orders	47.6	47.8	

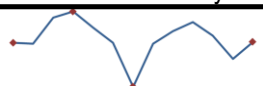
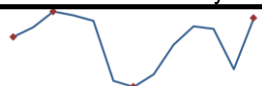
Source: China Federation of Logistics and Purchasing, TrendMacro calculations

Asia data: at a glance

Manufacturing				Services			
	Last	Prev	13-mo history		Last	Prev	13-mo history
Hong Kong Feb	42.9	48.9					
Taiwan Feb	54.3	55.1					
S. Korea Feb	53.8	52.8					
Vietnam Feb	54.3	53.7					
India Feb	54.9	54		India Jan	51.5	55.5	
Indonesia Feb	51.2	53.7					
Malaysia Feb	50.9	50.5					
Thailand Feb	52.5	51.7					
Phillipines Feb	52.8	50					

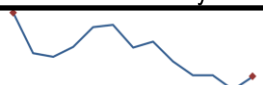
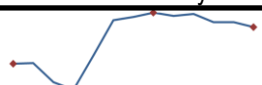
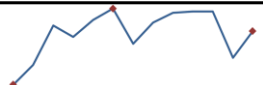


Source: Markit, Nikkei, TrendMacro calculations

Australia data: at a glance

Manufacturing	Feb	Prev	13-month history	Services	Feb	Prev	13-month history
Index	57.0	55.1		Index	57.4	46.6	

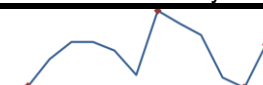



Source: Commonwealth Bank, TrendMacro calculations

Americas data: at a glance

Manufacturing	Last	Prev	13-mo history	Services	Last	Prev	13-mo history
Brazil Feb	49.6	47.8		Brazil Jan	52.8	53.6	
Mexico Feb	48.0	46.1					
Canada Feb	56.6	56.2					
Colombia Feb	52	52.6					

Source: Markit, TrendMacro calculations

Middle East/Africa data: at a glance

Manufacturing	Last	Prev	13-mo history
Saudi Arabia Feb	56.2	53.2	
UA Emirates Feb	54.8	54.1	
Egypt Feb	48.1	47.9	
S. Africa Feb	50.9	50.9	

Source: Markit, TrendMacro calculations