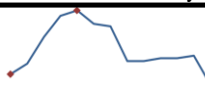
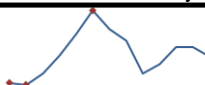
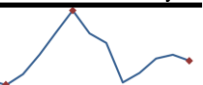


Data Insights: Global PMI




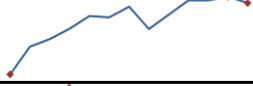
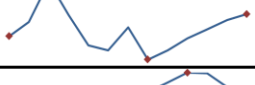
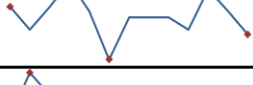
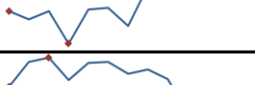

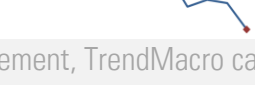

Thursday, February 3, 2022

Worldwide aggregate data: at a glance *Indices not updated at time of publication are highlighted*

Manu	Jan	Prev	13-month history	Serv	Dec	Prev	13-month history	Comp	Dec	Prev	13-month history
Index	53.2	54.3		Index	54.6	55.6		Index	54.3	54.8	

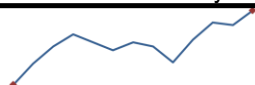
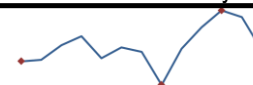
Source: JPMorgan, TrendMacro calculations

US data: at a glance

Manufacturing	Jan	Prev	13-month history	Services	Jan	Prev	13-month history
Index	57.6	58.8		Index	59.9	62.3	
Prices paid	76.1	68.2		Prices paid	82.3	83.9	
Employment	54.5	53.9		Employment	52.3	54.7	
Inventories	53.2	54.6		Inventories	49.4	46.7	
Orders	57.9	61.0		Orders	61.7	62.1	

Source: Institute of Supply Management, TrendMacro calculations

Japan data: at a glance

Manufacturing	Jan	Prev	13-month history	Services	Jan	Prev	13-month history
Index	55.4	54.3		Index	47.6	52.1	

Source: Markit/Nomura, TrendMacro calculations

For more information contact us:

Donald Luskin: 312 273 6766 don@trendmacro.com
 Thomas Demas: 704 552 3625 tdemas@trendmacro.com

Europe data: at a glance

Manufacturing	Last	Prev	13-month history	Services	Last	Prev	13-month history
Eurozone Jan	58.7	58.0		Eurozone Jan	51.1	53.1	
UK Jan	57.3	57.9		UK Jan	54.1	53.6	
Germany Jan	59.8	57.4		Germany Jan	52.2	48.7	
France Jan	55.5	55.6		France Jan	53.1	57.0	
Italy Jan	58.3	62.0		Italy Jan	48.5	53.0	
Spain Jan	56.2	56.2		Spain Jan	46.6	55.8	
Ireland Jan	59.4	58.3		Ireland Jan	56.2	55.4	
Netherlands Jan	60.1	58.7					
Austria Jan	61.5	58.7					
Greece Jan	57.9	59.0					
Czech Rep Jan	59.0	59.1					

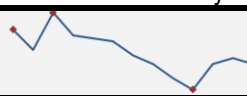
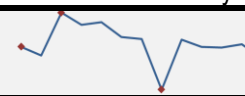

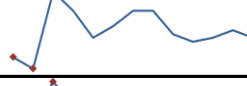



Source: Markit, Various TrendMacro calculations

Eastern Europe data: at a glance

Manufacturing	Last	Prev	13-mo history	Services	Last	Prev	13-mo history
Russia Jan	51.8	51.6		Russia Jan	49.8	49.5	
Poland Jan	54.5	50.5					
Turkey Jan	56.1	52.1					


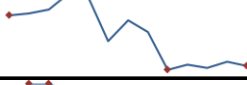

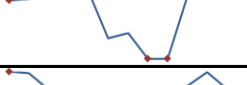



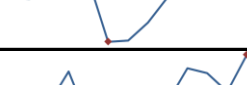


Source: Markit, TrendMacro calculations

China data: at a glance

Manufacturing				Services			
	Jan	Prev	13-month history		Jan	Prev	13-month history
China	50.1	50.3		China	51.1	52.7	
Prices paid	56.4	48.1					
Employment	48.9	49.1		Employment	46.9	47.6	
Orders	49.3	49.7		Orders	47.8	48.4	

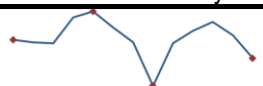
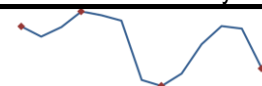
Source: China Federation of Logistics and Purchasing, TrendMacro calculations

Asia data: at a glance

Manufacturing				Services			
	Last	Prev	13-mo history		Last	Prev	13-mo history
Hong Kong Dec	50.8	52.6					
Taiwan Jan	55.1	55.5					
S. Korea Jan	52.8	51.9					
Vietnam Jan	53.7	52.5					
India Jan	54	55.5		India Jan	51.5	55.5	
Indonesia Jan	53.7	53.5					
Malaysia Jan	50.5	52.8					
Thailand Jan	51.7	49.5					
Phillipines Jan	50	51.8					

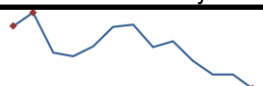
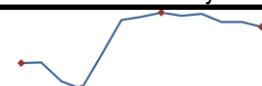
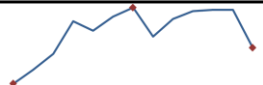


Source: Markit, Nikkei, TrendMacro calculations

Australia data: at a glance

Manufacturing	Jan	Prev	13-month history	Services	Jan	Prev	13-month history
Index	55.1	57.7		Index	46.6	55.1	

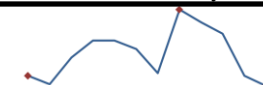



Source: Commonwealth Bank, TrendMacro calculations

Americas data: at a glance

Manufacturing	Last	Prev	13-mo history	Services	Last	Prev	13-mo history
Brazil Jan	47.8	49.8		Brazil Jan	52.8	53.6	
Mexico Jan	46.1	49.4					
Canada Jan	56.2	56.5					
Colombia Jan	52.6	53.1					

Source: Markit, TrendMacro calculations

Middle East/Africa data: at a glance

Manufacturing	Last	Prev	13-mo history
Saudi Arabia Jan	53.2	53.9	
UA Emirates Jan	54.1	55.6	
Egypt Jan	47.9	49.0	
S. Africa Jan	50.9	48.4	

Source: Markit, TrendMacro calculations