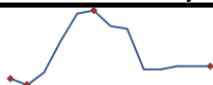
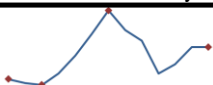
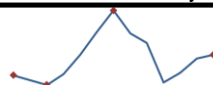


## Data Insights: Global PMI



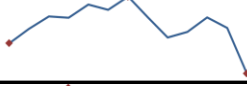
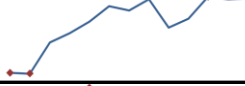
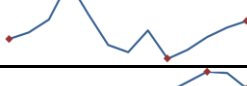

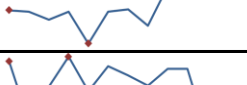



Thursday, January 6, 2022

### Worldwide aggregate data: at a glance *Indices not updated at time of publication are highlighted*

<b>Manu</b>	Dec	Prev	13-month history	<b>Serv</b>	Nov	Prev	13-month history	<b>Comp</b>	Nov	Prev	13-month history
Index	54.2	54.2		Index	55.6	55.6		Index	54.8	54.5	

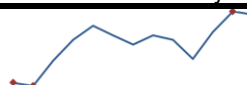
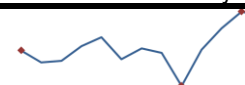
Source: JPMorgan, TrendMacro calculations

### US data: at a glance

<b>Manufacturing</b>	Dec	Prev	13-month history	<b>Services</b>	Dec	Prev	13-month history
Index	58.7	61.1		Index	62.0	69.1	
Prices paid	68.2	82.4		Prices paid	82.5	82.3	
Employment	54.2	53.3		Employment	54.9	56.5	
Inventories	54.7	56.8		Inventories	46.7	48.2	
Orders	60.4	61.5		Orders	61.5	69.7	

Source: Institute of Supply Management, TrendMacro calculations

### Japan data: at a glance

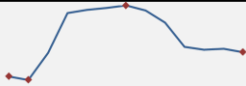



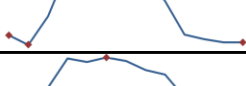

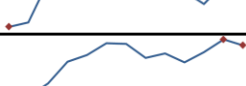
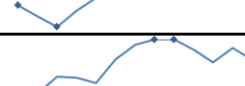
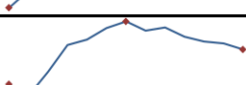
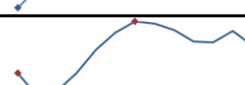
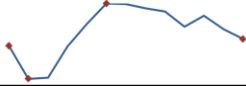
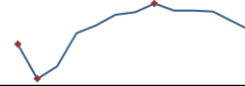
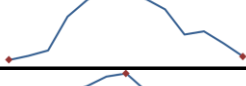

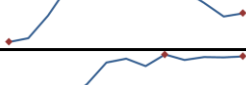
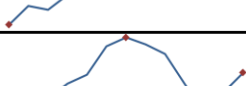

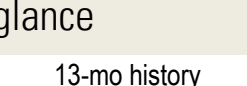
<b>Manufacturing</b>	Dec	Prev	13-month history	<b>Services</b>	Dec	Prev	13-month history
Index	54.3	54.5		Index	52.1	53.0	

Source: Markit/Nomura, TrendMacro calculations

#### For more information contact us:

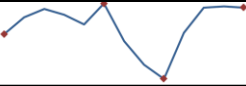
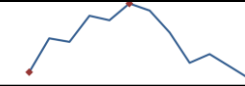
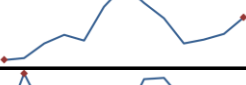

Donald Luskin: 312 273 6766 [don@trendmacro.com](mailto:don@trendmacro.com)  
 Thomas Demas: 704 552 3625 [tdemas@trendmacro.com](mailto:tdemas@trendmacro.com)

## Europe data: at a glance

<b>Manufacturing</b>	Last	Prev	13-month history	<b>Services</b>	Last	Prev	13-month history
Eurozone Dec	58.0	58.4		Eurozone Dec	53.1	55.9	
UK Dec	57.9	58.1		UK Dec	53.6	58.5	
Germany Dec	57.4	57.4		Germany Dec	48.7	52.7	
France Dec	55.6	55.9		France Dec	57.0	57.4	
Italy Dec	62.0	62.8		Italy Dec	53.0	55.9	
Spain Dec	56.2	57.1		Spain Dec	55.8	59.8	
Ireland Dec	58.3	59.9		Ireland Dec	55.4	59.3	
Netherlands Dec	58.7	60.7					
Austria Dec	58.7	58.1					
Greece Dec	59.0	58.8					
Czech Rep Dec	59.1	57.1					

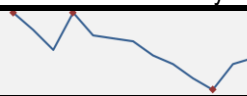






Source: Markit, Various TrendMacro calculations

## Eastern Europe data: at a glance

<b>Manufacturing</b>	Last	Prev	13-mo history	<b>Services</b>	Last	Prev	13-mo history
Russia Dec	51.6	51.7		Russia Dec	49.5	47.1	
Poland Dec	56.1	52.1					
Turkey Dec	54.4	52.0					

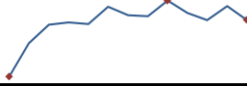

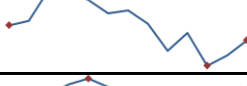

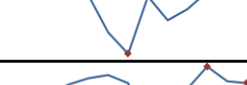

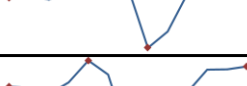
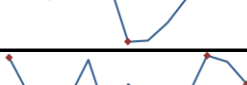
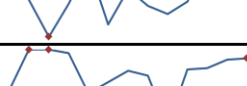

Source: Markit, TrendMacro calculations

## China data: at a glance

<b>Manufacturing</b>				<b>Services</b>			
	Dec	Prev	13-month history		Dec	Prev	13-month history
China	50.3	50.1		China	52.7	52.3	
Prices paid	48.1	52.9					
Employment	49.1	48.9		Employment	47.6	47.3	
Orders	49.7	49.4		Orders	48.4	48.9	

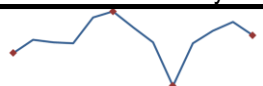
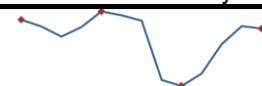
Source: China Federation of Logistics and Purchasing, TrendMacro calculations

## Asia data: at a glance

<b>Manufacturing</b>				<b>Services</b>			
	Last	Prev	13-mo history		Last	Prev	13-mo history
Hong Kong Dec	50.8	52.6					
Taiwan Dec	55.5	54.9					
S. Korea Dec	51.9	50.9					
Vietnam Dec	52.5	52.2					
India Dec	55.5	57.6		India Dec	55.5	58.1	
Indonesia Dec	53.5	53.9					
Malaysia Dec	52.8	52.3					
Thailand Dec	49.5	50.6					
Phillipines Dec	51.8	51.7					

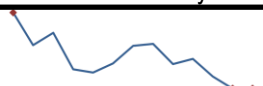
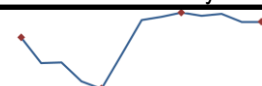
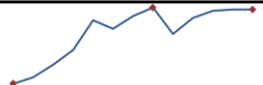


Source: Markit, Nikkei, TrendMacro calculations

## Australia data: at a glance

<b>Manufacturing</b>	Dec	Prev	13-month history	<b>Services</b>	Dec	Prev	13-month history
Index	57.7	59.2		Index	55.1	55.7	

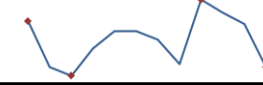
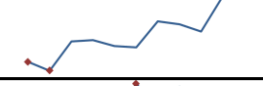
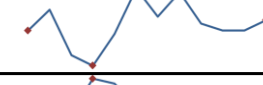
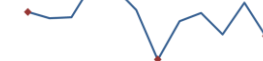
Source: Commonwealth Bank, TrendMacro calculations

## Americas data: at a glance

<b>Manufacturing</b>	Last	Prev	13-mo history	<b>Services</b>	Last	Prev	13-mo history
Brazil Dec	49.8	49.8		Brazil Dec	53.6	53.6	
Mexico Dec	49.4	49.4					
Canada Dec	56.5	57.2					
Colombia Dec	53.1	54.9					

Source: Markit, TrendMacro calculations

## Middle East/Africa data: at a glance

<b>Manufacturing</b>	Last	Prev	13-mo history
Saudi Arabia Dec	53.9	56.9	
UA Emirates Dec	55.6	55.9	
Egypt Dec	49.0	48.7	
S. Africa Dec	48.4	51.7	

Source: Markit, TrendMacro calculations